

## FACULTATEA DE MEDICINĂ

**Fișa de verificare a îndeplinirii standardelor minime naționale și specifice universității pentru examenul de promovare în cariera didactică pentru postul de CONFERENȚIAR UNIVERSITAR**

**Departamentul nr. 5 - Medicină internă - Disciplina Medicală 5**

**Postul: Conferențiar universitar, poziția: 25**

**Nume candidat: Crișan Dana Alina**

- |  |  |  |                             |
|--|--|--|-----------------------------|
| 1. Medic specialist  | NU ESTE CAZUL <input type="checkbox"/> | DA <input checked="" type="checkbox"/> | NU <input type="checkbox"/> |
| 2. Doctor în științe   |  | DA <input checked="" type="checkbox"/> | NU <input type="checkbox"/> |
| 3. Evaluare colegială și a șefului de disciplină, conform normelor in vigoare                  |  | DA <input checked="" type="checkbox"/> | NU <input type="checkbox"/> |
| 4. În ultimii 3 ani a obținut calificativul „ foarte bine” și nu a fost sancționat disciplinar |  | DA <input checked="" type="checkbox"/> | NU <input type="checkbox"/> |
| 5. Vechimea minimă de 6 ani în calitate de cadru didactic                                      |  | DA <input checked="" type="checkbox"/> | NU <input type="checkbox"/> |

6. Date privind îndeplinirea standardelor minime naționale și specifice UMF „Iuliu Hațieganu”

Criterii de promovare	Conferențiar		
	Criterii minime	Gradul de îndeplinire	
		DA	NU
<b>Standarde minime naționale</b>			
Articole *ISI ca autor principal	6	X	
Articole *ISI coautor	3	X	
Index HIRSCH – calculat pe ISI Web of Science, Core collection,	4	X	
Factor cumulativ de impact autor principal (FCIAP)	6	X	
<b>Standardelor specifice UMF „Iuliu Hațieganu”</b>			
Articole în extenso în domeniul postului pentru care candidează, publicate în reviste și volumele unor manifestări științifice indexate ISI sau BDI, dintre care 3 de la ultima promovare; din cele 3 articole de la ultima promovare, calitatea de autor principal la minim 2 articole	15	X	
Carte de specialitate publicată în edituri naționale, după ultima promovare	1		
SAU			
Capitol în edituri internaționale, după ultima promovare	1	X	
SAU			
Capitole în tratate naționale, după ultima promovare	3	X	

În analiză vor fi incluse articole originale și reviews. În cazul publicațiilor în reviste cu factor de impact mai mare decât 3, pot fi luate în considerare și alte tipuri de publicații în extenso (nu rezumate)

Comisia de avizare certifică faptul că SUNT / NU SUNT îndeplinite toate cerințele minime necesare pentru înscrierea candidatului evaluat la examenul de promovare în cariera didactică, pentru postul de conferențiar universitar.

**Comisia de avizare**

**Președinte:**

Prof. dr. Șoimița Mihaela Suci

**Membri:**

Prof. dr. Simona Clichici

Conf. dr. Olga Hilda Orașan

Conf. dr. Anca Bojan

Conf. dr. Sorin Crișan

Data:

# FACULTATEA DE MEDICINĂ

## Fișă privind implicare în viața comunității


Departamentul nr. 5 - Medicină internă - Disciplina Medicală 5

Post: Conferențiar universitar, poziția 25

Candidat: Crișan Dana Alina


Nr. Crt	Indicator	PUNCTAJ		Observații
		Alocat	Decan/Prodecani	
1	Media punctajelor obținute la evaluările studenților în ultimii 3 ani	4	3,15	sub valoarea scorurilor de 2,5 puncte nu se vor conferi puncte
2	Modul de răspuns la solicitările decanatului (licența, admitere, rezidențiat, etc)	6	6	
<b>TOTAL PUNCTAJ</b>			9,15 p	


### Comisia de avizare

1. Prof. dr. Șoimița Suciș 

2. Prof. dr. Simona Clichici 

3. Conf. dr. Anca Bojan

4. Conf. dr. Sorin Crișan 

5. Conf. dr. Olga Hilda Orășan 



## Europass Curriculum Vitae



### Personal information

First name(s) / Surname(s)

**Crişan Dana Alina**

Address(es)

[Redacted]

Telephone(s)

[Redacted]

Fax(es)

[Redacted]

E-mail

[crisan.dana@umfcluj.ro](mailto:crisan.dana@umfcluj.ro); [Redacted]

Nationality

Romanian

Date of birth

[Redacted]

Parents

Copaci Roman/ Copaci Maria

Gender

Female

Marital status

Married to Crisan Nicolae

### Work experience

Dates

**2014 – up to present**

Main activities and responsibilities  
Name and address of employer

**Lecturer, MD, PhD**

patient care, teaching activity, scientific researcher,  
University of Medicine and Pharmacy “Iuliu Hatieganu”, Cluj-Napoca, Faculty of General  
Medicine, 5<sup>th</sup> Medical Clinic

Occupation or position held

**2013- up to present**

Internal Medicine specialist (medic primar)  
Gastroenterology specialist

Main activities and responsibilities  
Name and address of employer

patient care, teaching activity, scientific researcher

“Iuliu Hatieganu” University of Medicine and Pharmacy, Cluj-Napoca, Faculty of General  
Medicine, 5<sup>th</sup> Medical Clinic

Type of business or sector

Medicine, clinical research, health care

### Education and training

Dates

**oct 2010- 2013**

Title of qualification awarded

Resident Gastroenterology

Principal subjects/occupational skills covered	patient care, diagnostic and treatment																																
Name and type of organisation providing education and training	Regional Institute of Gastroenterology an Hepatology Cluj-Napoca 19-21, Croitorilor str, 400162, Cluj-Napoca, Romania																																
Dates	<b>2007- 2012</b>																																
Title of qualification awarded	PhD student –PhD licence 19.12.2012																																
Principal subjects/occupational skills covered	clinical scientific researcher																																
Name and type of organisation providing education and training	Faculty of Medicine, "Iuliu Hatieganu" University of Medicine and Pharmacy, Cluj-Napoca, Romania																																
Level in national or international classification	ISCED 5A																																
Dates	<b>2003-2008</b>																																
Title of qualification awarded	Resident in Internal medicine Became Internal medicine specialist (2008)																																
Principal subjects/occupational skills covered	Patient care, diagnostic and treatment																																
Name and type of rganization providing education and training	"Prof. dr. Octavian Fodor" Clinical Emergency Hospital 19-21 Croitorilor str, 400162, Cluj-Napoca, Romania																																
Dates	<b>1997-2003</b>																																
Title of qualification awarded	Student in General Medicine - Licence in Medicine (physician) in 2003																																
Principal subjects/occupational skills covered	medical sciences/diagnostic and therapy for medical disease																																
Name and type of organisation providing education and training	Faculty of Medicine, "Iuliu Hatieganu" University of Medicine and Pharmacy, Cluj-Napoca, Romania																																
Level in national or international classification	ISCED 5A																																
Dates	<b>1993-1997</b>																																
Title of qualification awarded	High school, Class of Mathematics, Physics and English, Graduated in 1997																																
Name and type of organisation providing education and training	"Lucian Blaga" High School																																
<b>Personal skills and competences</b>																																	
Mother tongue(s)	<b>Romanian</b>																																
Other language(s)																																	
Self-assessment																																	
<i>European level (*)</i>																																	
<b>English</b>																																	
<b>French</b>																																	
	<table border="1"> <thead> <tr> <th colspan="2">Understanding</th> <th colspan="4">Speaking</th> <th colspan="2">Writing</th> </tr> <tr> <th>Listening</th> <th>Reading</th> <th colspan="2">Spoken interaction</th> <th colspan="2">Spoken production</th> <th colspan="2"></th> </tr> </thead> <tbody> <tr> <td>B2</td> <td></td> <td>B2</td> <td></td> <td>B2</td> <td></td> <td>B2</td> <td></td> </tr> <tr> <td>B2</td> <td></td> <td>B2</td> <td></td> <td>B2</td> <td></td> <td>B2</td> <td></td> </tr> </tbody> </table>	Understanding		Speaking				Writing		Listening	Reading	Spoken interaction		Spoken production				B2		B2		B2		B2		B2		B2		B2		B2	
Understanding		Speaking				Writing																											
Listening	Reading	Spoken interaction		Spoken production																													
B2		B2		B2		B2																											
B2		B2		B2		B2																											
	(*) <a href="#">Common European Framework of Reference for Languages</a> (Diplome de francaise medicale – Chambre de Commerce et Industrie – Paris)																																
Social skills and competences	Team spirit, adaptability, sociability																																
Organisational skills	research management, organizing conferences/workshops																																

Technical skills and competences	<p>General ultrasonography – (UMF Cluj- 2008)          Bases of Interventional ultrasonography- 2018 (UMF CLUJ)          Vascular and contrast ultrasound. Applications in arterial disease, veins and visceral vessels. – 2010          Hands-on Hemospray Training Course- Cluj- 2018          Core competency in GI endoscopy: Colorectal cancer 360gr- Hands-on training course-2020          Grant writing          Medical writing</p>
Computer skills and competences	<p>General: Windows, Office, IOS          Statistics: Medcalc, SPSS</p>
Other competences/stages abroad	<p>- A clinical stage in the Department of Hepatology from Azienda Ospidaliere Universitaria Pisana – Italy - 2009 (winner of the prize of Romanian Society of Gastroenterology)          - A stage in the Department of Endoscopy - European Institute of Oncology, Milano, Italy - 2012</p>
<b>Additional information</b>	<p><b>Portuniversitaty courses:</b></p> <ul style="list-style-type: none"> <li>- General ultrasonography – (UMF Cluj- 2008)</li> <li>- Vascular and contrast ultrasound. Applications in arterial disease, veins and visceral vessels. – 2010</li> <li>- Actualități în diagnosticul și tratamentul hepatitelor virale cornice- 2011</li> <li>- The Patient JORNEY Documenting Optimal Long-Term Treatment of CHB. A European educational programme under the chairmanship of Antonio Craxi and Fernández -Rodriguez -2011</li> <li>- Actualități în diagnosticul și tratamentul hepatitelor cronice virale- 2012</li> <li>- Complications of inflammation and infection in the gastrointestinal tract- The EEAGEN Postgraduate Course -2012</li> <li>- Cursul postuniversitar „Evaluarea neinvaziva a hepatopatiilor difuze prin tehnici elastografice (Fibroscan, tehnica ARFI, elastografia color” -2013</li> <li>- Curs UP-To-DATE IN HEPATOLOGY- 2014, 2015, 2016, 2017, 2018, 2019, 2020</li> <li>- Curs - Proiect- Dobândire abilități orizontale/ conexe- Proiect: Model colaborativ instituțional pentru translarea cercetării științifice biomedicale în practica clinică- TRANSCENT- 2015_ Oradea</li> <li>- Seminarul Annual al CECUS UMF "Iuliu Hațieganu" Cluj-Napoca- 2015</li> <li>- Hepatology 2017- A panoramic view- Bucuresti</li> <li>- Hands-on Hemospray Training Course- Cluj- 2018</li> <li>- Best Practices in Clinical Hepatology- Bucuresti- 2018</li> <li>- Digestive Endoscopy Cluj 2018</li> <li>- Bases of Interventional ultrasonography- 2018 (UMF CLUJ)</li> <li>- Hands-on Hemospray Training Course- Cluj- 2018</li> <li>- Digestive Endoscopy Cluj 2019</li> <li>- Core competency in GI endoscopy : Colorecta cancer 360gr- Hands-on training course-2020</li> <li>- Digestive Endoscopy Cluj 2020</li> <li>- Digestive endoscopy Cluj 2021</li> </ul>

## Additional information

## Scientific activity

- Presentations at scientific meetings: lecturer (23), poster presentations (33)
- Published articles abstracts: 45 (national: first author -9) international22: first author -9)
- Published articles full text:
  - ISI: 45 (main author- 24, co-autor 21),
  - BDI (International Data Bases):19 (first author 12, co-autor 7)
  - CNCSIS (Romanian Journals); 3 (first author -0, co-autor 3),
- Books and chapters in books:
  - Chapters in national books: 29
  - Coordinator (author) of books: 1 national
  - Chapters in international books: 3

#### **Prises (10):**

-UEGW 2008, Vienna, as a „travel grant” for the presentation „The performance of attenuation coefficient computed on the ultrasound image in quantifying liver steatosis in chronic hepatitis C patients” Authors: Lupsor M, Badea R, Vicas C, Nedevschi S, Grigorescu M, Stefanescu H, Sparchez Z, Radu C, **Crișan D**, Serban A, Socaciu M

-Prize of Romanian Society of Ultrasonography for the best oral presentation at XII National Conference, Bucharest, 6-7 May 2009: „Performanta determinarii coeficientului de atenuare a ultrasunetelor comparativ cu examinarea ultrasonografică uzuală pentru cuantificarea steatozei la pacienții cu steatohepatita nonalcoolica”. Autori: Lupsor M, Badea R, Vicas C, Nedevschi S, Ștefănescu H, Grigorescu M, Spârchez Z, Branda H, Radu C, **Crișan D**, Serban A, Maniu A

-1<sup>st</sup> Prize at posters at 19<sup>th</sup> National Congress of Hepatology, Bucharest, 10-12 sept 2009, for poster „Evaluarea neinvazivă a fibrozei în steatohepatita nonalcoolică prin elastografie tranzitorie unidimensională (Fibroscan)”. Autori: Lupsor M, Badea R, Stefanescu H, Maniu A, Radu C, **Crișan D**, Sparchez Z, Branda H, Serban A, Grigorescu M.

-The prize of Scientific Committee of EASL as a “travel grant” for the work “The diagnosis performance of the attenuation coefficient computed on the ultrasonic image in comparison with the classical ultrasonographic examination, to quantify the hepatic fat content in nonalcoholic steatohepatitis patients” – accepted as presentation at “EASL Special Conference on NAFLD/NASH and related metabolic disease”, Bologna, Italy, 24-26 sept 2009. Authors: Lupsor M, Badea R, Vicas C, Nedevschi S, Ștefănescu H, Grigorescu M, Radu C, **Crișan D**, Spârchez Z, Branda H, Serban A, Maniu A.

-ARSF Prize at Posters at 20<sup>th</sup> National Congress of Hepatology, Bucharest, 17-18 sept 2010, for the poster: „Performanța determinării coeficientului de atenuare al ultrasunetelor comparativ cu examinarea ultrasonografică “uzuala” pentru cuantificarea steatozei la pacienții cu steatohepatita nonalcoolica” Authors: Lupsor M, Badea R, Vicas C, Nedevschi S, Ștefănescu H, Grigorescu M, Radu C, **Crișan D**, Spârchez Z.

- 2011- “The prize for the best runner up poster” acordat de Romanian Society of Radiology and Medical Imaging la XVIIIth National Congress of Radiology and Medical Imaging, October 7-9, 2011, Cluj-Napoca, Romania, pentru lucrarea „Performance of Acoustic Radiation Force Impulse Imaging in the noninvazive assessment of liver fibrosis in chronic hepatitis C” Authors: Lupsor M, Badea R, Stefanescu H, Feier D, Crisan D, Radu C.

-UEGW Prize as travel grant for the work: Predictive role of the interferon-gamma-induced protein-10 for the virologic response in chronic hepatitis C. UEGW Berlin 2013, Au: **Crișan D**\*, Radu C\*, Grigorescu MD, Damian D, Szanto P, Cavași A, Habic A, Grigorescu M–

-3<sup>rd</sup> Prize at Posters for the work: Polimorfismele promotorului CYP27B1 prezic raspunsul virusologic în infecția cronică virală C. National Congress of Gastroenterology and Hepatology. Timișoara, Jun 2013. Au: Grigorescu MD, Crisan D, Radu C, Damian D, Cavasi A, Habic A, Grigorescu M.

-Excellence Prize at UEGW 2017 for poster entitled: Metabolomics identifies progressive NAFLD. UEGW, 25<sup>th</sup> uegweek, Barcelona, oct 2017. Au: **Crișan D**, Radu C, Suciu A, Stefanescu H, Romanciuc F, Socaciu C, Avram L, Grigorescu M.

-The prize of Scientific Committee of UEGW as a Travel Grant for the work: New markers for steatosis assessment in NAFLD - the importance of metabolomics. **Crișan D**, Suciu A, Stefanescu H, Romanciuc F, Socaciu C, Grigorescu M, Avram L, Radu C. P1268 26<sup>th</sup> uegweek. Vienna 2018

#### **Clinical studies:**

- Co-investigator in national studies: HERO 1 (Roche)- 2008; VHD epidemiology in Romania (Roche)

- Clinical study EFC10144, Clinical study EFC10143 (Sanofi Aventis)

- MV25600-Gen C (Roche)

- Principal investigator in clinical study: Phase IIb Multi-Center, Randomised, Partial-Blind Parallel Cohort Study to Assess the Efficacy and Safety of Treatment with GSK3228836 in Participants with Chronic Hepatitis B Virus (B-Clear).- 2020

**Member of projects won after national and international competition:**

**International project-** collaboration with UBB Cluj and Norway, **Responsible for partner** UMF Cluj: A support tool model for decision making to reduce the health risk associated with the uncontrolled water and food sources in rural Roma communities in Transylvania” (RomaHealthRisk) RO-NO-2019-0463 – 2020- 2023

**Project (national competition)- member: ROBOCORE** – Robotic-assisted prostate biopsy, a high precision inovative method (Project code: PN-II-PT-PCCA-2013-4-0647, Contract number: 247/2014) 2014-2016

**Projects won at intra-university competition**

Project TRANSCENT- INFLUENTA PROFILULUI METABOLIC ASUPRA COMPONENTEI METABOLICE IN FICATUL GRAS NONALCOOLIC SI HEPATITA C - GRANT of UMF "Iuliu Hațieganu" Cluj-Napoca for sustaining the clinical research 2013

Project manager: NON-INVASIVE METHODS FOR THE ASSESSMENT OF FIBROSIS AND DISEASE PROGRESSION IN CHRONIC HEPATITIS C- GRANT of UMF "Iuliu Hațieganu" Cluj-Napoca for sustaining the clinical research- 2011

**Member of scientific and professional societies:**

Romanian Society of Gastroenterology and Hepatology (**SRGH**)

European Society for the Study of the Liver (**EASL**)

Grupul de Lucru Interdisciplinar pentru Hepatologie Aplicata (GLIHA) - membru fondator

Driving licence

Anexes

**B**

1. Scientific activity – articles in journals
2. Presentations at scientific meetings national and international (2A. Invited speaker, 2B lecturer; 2C poster presentations)
3. Abstracts at national and international scientific meetings
4. Books
5. Attendance at national and interantitional conferences

Date: 4.05.2022

Signature: Dana Crisan





## Anex 1: SCIENTIFIC ACTIVITY

### ISI scientific journals and BDI journals

ISI total 45

#### ISI Main author (first, corespondent, last) (24):

1. Radulescu L, Avram L, Buzdugan E, **Crisan D**, Grosu A, Grapa C, Stoicescu L, Donca V, Crisan S, Militaru V, Buzoianu A, Radulescu D. Basic cardiovascular risk assessment in naïve patients with colon cancer. *Exp Ther Med*. 2022 May;23(5):318. doi: 10.3892/etm.2022.11247. Epub 2022 Mar 9.
2. Radulescu D, **Crisan D**, Militaru V, Buzdugan E, Stoicescu L, Grosu A, Vlad C, Grapa C, Radulescu ML. Gastrointestinal Manifestations and Treatment Options in Fabry Disease Patients. A Systematic Review. *J Gastrointestin Liver Dis*. 2022 Mar 19;31(1):98-106. doi: 10.15403/jgld-3855.
3. **Crisan D**, Avram L, Grapa C, Dragan A, Radulescu D, Crisan S, Grosu A, Militaru V, Buzdugan E, Stoicescu L, Radulescu L, Ciovicescu F, Jivanescu DB, Mocan O, Micu B, Donca V, Marinescu L, Macarie A, Rosu M, Nemes A, Craciun R. Liver Injury and Elevated FIB-4 Define a High-Risk Group in Patients with COVID-19. *J Clin Med*. 2021 Dec 28;11(1):153. doi: 10.3390/jcm11010153. **Q1**
4. Radulescu L, **Crisan D**, Grapa C, Radulescu D. Digestive Toxicities Secondary to Immune Checkpoint Inhibition Therapy - Reports of Rare Events. A Systematic Review. *J Gastrointestin Liver Dis*. 2021 Dec 21;30(4):506-516. doi: 10.15403/jgld-3671.
5. Matei D, **Crisan D**, Procopet B, Groza I, Furnea B, Levi C, Tantau M. Predictive factors of failure to control bleeding and 6-week mortality after variceal hemorrhage in liver cirrhosis – a tertiary referral center experience. *Archives of Medical Science*. DOI: <https://doi.org/10.5114/aoms/97206> - article accepted IF=2,8, **Q2**
6. Matei D, Craciun R, Crisan D, Procopet B, Mocan T, Pasca S, Zaharie R, Popovici B, Sparchez Z. Hepatic Hydrothorax-An Independent Decompensating Event Associated with Long-Term Mortality in Patients with Cirrhosis. *J Clin Med*. 2021 Aug 20;10(16):3688. doi: 10.3390/jcm10163688. IF=4,24 **Q1**
7. **Crisan D**, Procopet B, Epure A, Stefanescu H, Suci A, Fodor A, Mois E, Craciun R, Crisan N. Malnutrition and non-compliance to nutritional recommendations in patients with cirrhosis are associated with a lower survival. *World J Hepatol*. 2020 Oct 27;12(10):829-840- (revista e indexata in Emerging Source of Citation Index, o ramura a Thomson Reuters, dar care nu primeste inca factor de impact)
8. Avram L, Stefanu A, **Crisan D**, Leopold N, Donca V, Buzdugan E, Craciun R, Andras D, Coman I. Recent advances in surface-enhanced Raman spectroscopy based liquid biopsy for colorectal cancer (Review). *Exp Ther Med*. 2020 Dec;20(6):213. doi: 10.3892/etm.2020.9342. IF=1,78
9. Andras I, Telecan T, **Crisan D**, Cata E, Kadula P, Andras D, Bungardean M, Coman I, Crisan N. Different clinical significance of ASAP/HGPIN pattern in systematic vs. MRI-US fusion guided prostate biopsy. *Exp Ther Med*. 2020 Dec;20(6):195. doi: 10.3892/etm.2020.9325. Epub 2020 Oct 14. IF=1,78
10. Andras D, **Crisan D**, Craciun R, Nemes A, Caziuc A, Drasovean R, Seicean R, Scurtu R, Bințințan V, Eniu D, Coman I, Dindelegan G. Neutrophil-to-lymphocyte ratio: a hidden gem in predicting neoadjuvant treatment response in locally advanced rectal cancer? *J BUON*. 2020 May-Jun;25(3):1436-1442. IF=1,69
11. Avram L, Iancu SD, Stefanu A, Moisoiu V, Colnita A, Marconi D, Donca V, Buzdugan E, Craciun R, Leopold N, Crisan N, Coman I, **Crisan D**. SERS-Based Liquid Biopsy of Gastrointestinal Tumors Using a Portable Raman Device Operating in a Clinical Environment. *J Clin Med*. 2020 Jan 13;9(1):212. doi: 10.3390/jcm9010212. IF=5,6, **Q1**
12. **Crisan D**, Grigorescu M, Crisan N, Craciun R, Lupsor M, Radu C, Grigorescu MD, Suci A, Epure F, Avram L, Leach N. Association between PNPLA3[G]/I148M variant, steatosis and fibrosis stage in hepatitis C virus - genetic matters. *J Physiol Pharmacol*. 2019 Aug;70(4). IF=2,64 **Q2**
13. Andras D, **Crisan D**, Avram L, Caziuc A, Bintintan V, Coman RT, Portik D, Ionescu B, Hopartan C, Crisan N, Eniu D, Coman I, Dindelegan G. Organ sparing management in rectal cancer. Are we there yet? *Ann Ital Chir*. 2019 Jul 29;90. pii: S0003469X19030793. IF=0.79
14. Andras I, **Crisan D**, Cata E, Tamas-Szora A, Caraiani C, Coman RT, Bungardean C, Mirescu C, Coman I, Crisan N. MRI-TRUS fusion guided prostate biopsy - initial experience and assessment of the role of contralateral lobe systematic biopsy. *Med Ultrason*. 2019 Feb 17;21(1):37-44. doi: 10.11152/mu-1705. IF=1,67

15. **Crisan D**, Grigorescu MD, Radu C, Suci A, Grigorescu M. Interferon- $\gamma$ -inducible protein-10 in chronic hepatitis C: Correlations with insulin resistance, histological features & sustained virological response. *Indian J Med Res.* 2017 Apr;145(4):543-550. IF=1,62
16. **Crisan D**, Radu C, Suci A, Leach N, Stefanescu H, Avram L, Crisan N, Grigorescu M. Hepatitis C in nonobese nondiabetic patients: Insulin resistance and the metabolic syndrome make a difference. *J Viral Hepat.* 2017 Jan;24(1):86-87. IF=4,23, **Q1**
17. Leach NV, Dronca E, Craciun EC, **Crisan D**. High levels of serum homocysteine in non-alcoholic steatohepatitis. *Eur J Intern Med.* 2016, IF=3,6 **Q1**
18. **Crisan D**, Radu C, Suci A, Grigorescu MD, Stefanescu H, Romanciuc F, Socaciu C, Grigorescu M. Metabolomics for genomics: the role of vitamin D in nonalcoholic fatty liver disease. *J Gastrointest Liver Dis.* 2015 Sep;24(3):394-5. IF=1,89
19. **Crisan D**, Radu C, Lupşor M, Sparchez Z, Grigorescu MD, Grigorescu M. Two or more synchronous combination of noninvasive tests to increase accuracy of liver fibrosis assessment in chronic hepatitis C; results from a cohort of 446 patients. *Hepat Mon.* 2012 Mar;12(3):177-84 (indexat ISI, factor de impact 2,19)
20. **Crisan D**, Radu C, Grigorescu MD, Lupsor M, Feier D, Grigorescu M. Prospective non-invasive follow-up of liver fibrosis in patients with chronic hepatitis C. *J Gastrointest Liver Dis.* 2012 Dec;21(4):375-82.
21. Al Hajjar N, Habic A, Bartos A, **Crisan D**. Tumor characteristics and surgical therapy influence the outcome of gastrointestinal stromal tumors. *J Gastrointest Liver Dis.* 2014 Mar;23(1):102-3
22. Tantau M, **Crisan D**, Popa D, Vesa S, Tantau A. Band ligation vs. N-Butyl-2-cyanoacrylate injection in acute gastric variceal bleeding: a prospective follow-up study. *Ann Hepatol.* 2013 Jan-2014 Feb;13(1):75-83
23. Al Hajjar N, **Crisan D**, Grigorescu M, Boruah P. Acute diverticulitis-an unusual cause of liver abscesses in a young man: a case report. *Chirurgia (Bucur).* 2012 Mar-Apr;107(2):267-72
24. Coman I, Crisan N, Petrut B, Bungardean C, Cristea T, **Crisan D**. Hepatic and skin metastases after laparoscopic radical prostatectomy for prostate cancer. *J Gastrointest Liver Dis.* 2007 Sep;16(3):333-5.

**- Co-author (21):**

1. Moisoiu V, Iancu SD, Stefanu A, Moisoiu T, Pardini B, Dragomir MP, Crisan N, Avram L, **Crisan D**, Andras I, Fodor D, Leopold LF, Socaciu C, Bălint Z, Tomuleasa C, Elec F, Leopold N. SERS liquid biopsy: An emerging tool for medical diagnosis. *Colloids Surf B Biointerfaces.* 2021 Aug 24;208:112064. doi: 10.1016/j.colsurfb.2021.112064. **Q1**
2. Radulescu LM, Radulescu D, Ciuleanu TE, **Crisan D**, Buzdugan E, Romitan DM, Buzoianu AD. Cardiotoxicity Associated with Chemotherapy Used in Gastrointestinal Tumours. *Medicina (Kaunas).* 2021 Aug 6;57(8):806. doi: 10.3390/medicina57080806. IF=2,43 **Q2**
3. Grapa CM, Mocan L, **Crisan D**, Florea M, Mocan T. Biomarkers in Pancreatic Cancer as Analytic Targets for Nanomediated Imaging and Therapy. *Materials (Basel).* 2021 Jun 4;14(11):3083. doi: 10.3390/ma14113083. IF=3,62 **Q2**
4. Andras I, Cata ED, **Crisan D**, Andras D, Telecan T, Tartamus S, Buzoianu M, Maga A, Crisan N. [MRI-US fusion guided prostate biopsy: how I do it.](#) *Med Ultrason.* 2021 Apr 22. doi: 10.11152/mu-3039. IF=1,61
5. Tantau A, Mandrutiu A, Pop A, Zaharie R, **Crisan D**, Preda C, Tantau M, Mercea V. Extrahepatic cholangiocarcinoma: Current status of endoscopic approach and additional therapies. *World J Hepatol* 13(2):166-186. Published online Feb 27, 2021. doi: 10.4254/wjh.v13.i2.166 revista e indexata in Emerging Source of Citation Index, o ramura a Thomson Reuters, dar care nu primeste inca factor de impact)
6. Ungureanu MI, Brînzac MG, Forray A, Paina L, Avram L, **Crisan DA**, Donca V. The geriatric workforce in Romania: the need to improve data and management. *Eur J Public Health.* 2020 Sep 1;30(Supplement\_4):iv28-iv31. doi: 10.1093/eurpub/ckaa127. IF=2,6 **Q2**
7. Stefanu A, Moisoiu V, Couti R, Andras I, Rahoma R, **Crisan D**, Pavel IE, Socaciu C, Leopold N, Crisan N. Combining SERS analysis of serum with PSA levels for improving the detection of prostate cancer. *Nanomedicine (Lond).* 2018 Oct;13(19):2455-2467. doi: 10.2217/nnm-2018-0127. IF=5,005 **Q2**
8. Suci AM, **Crisan DA**, Procopet BD, Radu CI, Socaciu C, Tantau MV, Stefanescu HO, Grigorescu M. What's in Metabolomics for Alcoholic Liver Disease? *J Gastrointest Liver Dis.* 2018 Mar;27(1):51-58. doi: 10.15403/jgl.2014.1121.271.ald.
9. Crisan N, Andras I, Radu C, Andras D, Coman RT, Tucan P, Pislă D, **Crisan D**, Coman I. Prostate ultrasound: back in business! *Med Ultrason.* 2017 Nov 29;19(4):423-429.

10. Stefanescu H, Suci A, Romanciuc F, Crisan D, Procopet B, Radu C, Tantau M, Socaciu C, Grigorescu M. Lyso-phosphatidylcholine: A potential metabolomic biomarker for alcoholic liver disease? *Hepatology*. 2016 Aug;64(2):678-9 **Q1**
11. Procopet B, Farcau O, Balagel M, Crisan D, Stefanescu H, Pop A, Fischer P, Habic A, Radu C, Tantau M, Grigorescu M. The metabolic syndrome is not correlated with the short-term risk of decompensation in patients with cirrhosis. *J Gastrointestin Liver Dis*. 2014 Dec;23(4):397-403
12. Leach NV, Dronca E, Vesa SC, Sampelean DP, Craciun EC, Lupsor M, Crisan D, Tarau R, Rusu R, Para I, Grigorescu M. Serum homocysteine levels, oxidative stress and cardiovascular risk in non-alcoholic steatohepatitis. *Eur J Intern Med*. 2014 Oct;25(8):762-7. **Q1**
13. Tantau M, Mercea V, Crisan D, Tantau A, Mester G, Vesa S, Sparchez Z. ERCP on a cohort of 2,986 patients with cholelithiasis: a 10-year experience of a single center. *J Gastrointestin Liver Dis*. 2013 Jun;22(2):141-7.
14. Grigorescu M, Crisan D, Radu C, Grigorescu MD, Sparchez Z, Serban A. A novel pathophysiological-based panel of biomarkers for the diagnosis of nonalcoholic steatohepatitis. *J Physiol Pharmacol*. 2012 Aug;63(4):347-53. **Q2**
15. Stefanescu H, Grigorescu M, Lupsor M, Maniu A, Crisan D, Procopet B, Feier D, Badea R. A new and simple algorithm for the noninvasive assessment of esophageal varices in cirrhotic patients using serum fibrosis markers and transient elastography. *J Gastrointestin Liver Dis*. 2011 Mar;20(1):57-64.
16. Lupșor M, Badea R, Ștefănescu H, Grigorescu M, Serban A, Radu C, Crișan D, Sparchez Z, Iancu S, Maniu A. Performance of Unidimensional Transient Elastography in Staging Non-Alcoholic Steatohepatitis. *J Gastrointestin Liver Dis* 2010; 19 (1): 53-60 (ISI, IF:1,265)
17. Radu C, Grigorescu M, Crisan D, Lupsor M, Constatin D, Dina L. Prevalence and associated risk factors of non-alcoholic fatty liver disease in hospitalized patients. *J Gastrointestin Liver Dis* 2008 ;17: 255-260. (ISI, ISSN:1841-8724 PMID: 18836616).
18. Grigorescu M, Radu C, Lupșor M, Vicaș C, Nedevschi S , Badea R, Spârchez Z, Crisan D, Serban AI. Comparison between attenuation coefficient computed on the ultrasound image and a biological marker, adiponectin, in the diagnosis of steatosis in non-alcoholic fatty liver disease. 2008 IEEE International Conference on Automation, Quality and Testing, Robotics (AQTR 2008), THETA 16th edition , Vol III, Proceedings:118-122, 2008.(ISI, ISBN:978-1-4244-2576-1)
19. Lupșor M, Badea R, Vicaș C, Nedevschi S, Grigorescu M, Ștefănescu H, Radu C, Crișan D, Spârchez Z, Serban AI, Branda H. Ultrasonographic diagnosis of nonalcoholic steatohepatitis based on the quantitative evaluation of the ultrasound beam behavior into the liver. 2008 IEEE International Conference on Automation, Quality and Testing, Robotics (AQTR 2008), THETA 16th edition, Vol III, Proceedings 112-117, 2008. (ISI, ISBN: 978-1-4244-2576-1).
20. Grigorescu M, Radu C, Crișan D, Grigorescu MD, Șerban AI, Neculoiu D, Rusu M, Acalovschi M. Metabolic Syndrome, Insulin Resistance and Adiponectin Level in Patients with Chronic Hepatitis C. *J Gastrointestin Liver Dis* 2008; 17 :147-155.(ISI, ISSN: 1841-8724. PMID: 18568135).
21. Coman I, Crisan N, Marian A, Crisan D, Hancu N. Prevalence of the metabolic syndrome in patients with prostate cancer. *J Gastrointestin Liver Dis*. 2008 Jun;17(2):237-8

### **BDI total (19)**

Main author (12):

1. Crișan, D. , Ardelean, A. , Coman, M. , Stoicescu, L. , Rusu, I. , Al Hajjar, N. , Pop, T. , Crișan, S. , Bodolea, C. and Avram, L. Primary Small Bowel Melanoma or Small Bowel Metastasis with Vanishing Primary Cutaneous Lesion. *Case Reports in Clinical Medicine* 2022; **11**, 63-71
2. Crisan D, Avram L, Andreicovici F, Ionescu C, Bodolea C, Crisan S, Cocis M. Acute pancreatitis with normal serum lipase and amylase: case report. *HVM Bioflux* 2022;14(2):67-71.
3. Crisan D, Avram L, Micu B, Cocis M, Olar AB, Gata A, Vacaras S, Coman M, Bodolea C, Crisan S, Ionescu C. A case of mucormycosis causing acute pansinusitis with periorbital involvement in a severe case of COVID-19 pneumonia. *HVM Bioflux* 2022;14(1):47-53.
4. Tantau M, **Crisan D**. Is endoscopic band ligation the gold standard for gastric antral vascular ectasia? *Endosc Int Open*. 2019 Dec;7(12):E1630-E1631. doi: 10.1055/a-1006-2763.
5. Suci A, **Crisan D**, Lupsor-Platon M, Rus M, Rusu I, Grigorescu M. Are non-invasive scores reliable for nonalcoholic fatty liver disease and nonalcoholic steatohepatitis diagnostic? *HVM Bioflux* 2018;10(2):74-78.
6. **Crisan D**, Radu CI, Suci AM, Romanciuc F, Socaciu C, Grigorescu M. Metabolomics in nonalcoholic fatty liver disease - a new technique for an open horizon. *HVM Bioflux* 2015;7(3):229-235.

7. Habic A, Crisan D, Caraiani C, Grigorescu M. Tuberos sclerosis with severe lymphangioliomyomatosis and chylous ascites: a case report. *HVM Bioflux* 2015;7(4):306-309
8. Tantau M, **Crisan D**. Peroral endoscopic myotomy: Time to change our opinion regarding the treatment of achalasia? *World J Gastrointest Endosc.* 2015 Mar 16;7(3):237-46
9. **Crisan D**, Tantau M, Tantau A. Endoscopic management of bleeding gastric varices--an updated overview. *Curr Gastroenterol Rep.* 2014 Oct;16(10):413. doi: 10.1007/s11894-014-0413-1
10. **Crișan D**, Grigorescu M, Feier D, Grigorescu MD, Radu C. Analiza comparativă a sindromului metabolic în ficatul gras nonalcoolic și hepatita cronică virală C. *Clujul Medical* 2011; 84(1): 28-33. (Cod CNCSIS: 253, categorie revista: B+)
11. **Crisan D**. Componenta metabolică a infecției virale C. *Clujul Medical* 2010 Vol. LXXXIII - nr. 1; 31-35 (B+)
12. **Crișan D**, Grigorescu M, Lupșor M, Vicaș C, Nedevschi S, Badea R, Crisan N, Radu C. Noninvasive fibrosis assesment in chronic hepatitis C: Computed analysis of Ultrasound image or Biochemical score?. AQTR Theta 17th edition, Poster Sesion, Workshop IOHIS-Interoperability in healthcare information systems 2010 IEEE, International Conference on Automation, Quality and Testing, Robotics, May 28-30 2010, Cluj-Napoca

-Co-author (7):

1. Dudric V, Constantea N, **Crisan D**, Axente D, Silaghi H, Miclaus D, Ghisa AM, Maghiar A. Laparoscopic sleeve gastrectomy: short and mid-term outcome. *HVM Bioflux* 2016;8(4):171-175
2. Radu C, Meszaros M, **Crisan D**, Anton O, Rusu I, Dina L, Grigorescu M, Al Hajjar N, Geza M. Gallstone ileus four months after cholecystectomy. *HVM Bioflux* 2015;7(1):38-41.
3. Leach NV, Dronca E, Radu C, **Crisan D**, Lupsor-Platon M, Sampelean DS, Grigorescu M. Evaluation of metabolic syndrome in patients with non-alcoholic steatohepatitis. *HVM Bioflux* 2014;6(4):174-181.
4. Radu C, **Crisan D**, Grigorescu M. How can we predict steatosis using biochemical markers (SteatoTest and Fatty liver index)? *HVM Bioflux* 2011;3(2):89-96.
5. Radu C, M. Grigorescu, M. Lupșor, C Vicaș, S Nedevschi, R. Badea, MD Grigorescu, Z. Spârchez, **D. Crisan**, D. Feier. The diagnostic performance of attenuation coefficient computed on the ultrasound image compared to a biochemical marker - SteatoTest - for steatosis quantification in non-alcoholic fatty liver disease. Proceedings of 2010 IEEE-International Conference on Automation, Quality and Testing, Robotics. 2010; 2: 310-314 (ISBN 978-1-4244-6722-8; IEEE Catalog Number CFP 10AQT-PRT)
6. M. Lupșor, R. Badea, C. Vicaș, S Nedevschi, M. Grigorescu, C. Radu, H Stefanescu, **D. Crisan**. Non-invasive steatosis assessment in NASH through the computerized processing of ultrasound images: attenuation versus textural parameters. Proceedings of 2010 IEEE-International Conference on Automation, Quality and Testing, Robotics. 2010; 2: 333-338 (ISI ? ISBN 978-1-4244-6722-8; IEEE Catalog Number CFP 10AQT-PRT) (indexata IEEE Xplore <http://ieeexplore.ieee.org/search/freesrchabstract.jsp?tp=&arnumber=5520711&queryText%3Dradu+C%26openedReferences%3D%26searchField%3DSearch+All>)
7. Lupsor M, Badea R, Vicas S, Nedevschi S, Grigorescu M, Stefanescu H, Sparchez Z, Radu C, Crisan D, Serban A. Detection of steatosis in chronic hepatitis C, based on the evaluation of the attenuation coefficient computed on the ultrasound image. *Medical Ultrasonography* 2008;10(1)13-20

Romanian scientific journals CNCSIS (3)

Co-author (3):

1. Lupsor M, Badea R, Vicas C, Nedevschi S, Grigorescu M, Ștefănescu H, Sparchez Z, Branda H, Radu C, Crisan D, Serban A. The diagnosis performance of the attenuation coefficient computed on the ultrasonic image in comparison with the classical ultrasonographic examination, to quantify the hepatic fat content in nonalcoholic steatohepatitis patients. *Romanian Journal of Hepatology.* 2008; 4: 21-30 (CNCSIS cat C – 758)
2. Lupsor M, Badea R, Vicas C, Nedevschi S, Ștefănescu H, Socaciu M, Radu C, Crisan D, Grigorescu M. The performance of the attenuation coefficient computed on the ultrasound image in quantifying liver steatosis in diffuse liver disease patients. *Automat. Comput, Appl. Math.* 2009; 18(2): 199-205 (CNCSIS cat B+)
3. Lupsor M, Badea R, Vicas C, Nedevschi S, Grigorescu M, Ștefănescu H, Sparchez Z, Radu C, Crisan D, Serban A. Detection of steatosis in chronic hepatitis C, based on the evaluation of the attenuation coefficient computed on the ultrasound image. *Medical Ultrasonography* 2008; 10 (1): 13-20. (CNCSIS D)

**Anexa 2 Books:**

(26 chapters in national, 2 in international, 1 national book coordinator)

**Cărți și capitole în edituri internaționale + românești**

Nr. crt.	TITLUL lucrării / capitolului/	Calitatea	Carte/capitol	Nr. pag.	Editura	Localitatea	Anul
1	Radiofrequency ablation and photodynamic therapy in biliary malignacy. In: J Albert, L. Aabakken, M., Barthet, O. Le Moine, S. Seewald (eds). Au: Tantau M, Crisan D.	Coautor capitol	Endoscopic Retrograde Cholangio Pancreatography (ERCP) –Current Practice and Future perspective.	13	International Medical Publishers (London, Boston)UNI-MED Verlag AG,D-28323 Bremen ISBN 978-3-8374-1485-1 ISBN 978-1-84815-224-3	Bremen, Germany	2015
2	Role of ERCP in acute biliary pancreatitis. In: J. Albert, L. Aabakken, M. Barthet, O. Le Moine, S. Seewald (eds). Au: Tantau M, Crisan D.	Coautor capitol	Endoscopic Retrograde Cholangio Pancreatography (ERCP) – Current Practice and Future perspective.	15	International Medical Publishers (London, Boston)UNI-MED Verlag AG,D-28323 Bremen ISBN 978-3-8374-1485-1 ISBN 978-1-84815-224-3	Bremen, Germany	2015
3	Tratat de Oncologie- Vol II. Cancerul ficatului, cailor biliare și pancreasului -Terapia fotodinamica paleativa Au: M Tantau, D Crisan, O Mosteanu	Coautor capitol	Tratat de Oncologie- Vol II. Cancerul ficatului, cailor biliare și pancreasului	6 (558-564)	Editura Academiei Române	Bucuresti	2014
4	Tratat de Oncologie- Vol II. Cancerul ficatului, cailor biliare și pancreasului - Profilaxia colangiocarcinomului Au: D Crisan	Autor capitol	Tratat de Oncologie- Vol II. Cancerul ficatului, cailor biliare și pancreasului	11 (564-575)	Editura Academiei Române		2014
5	Tratat de Oncologie- Vol III. Cancerul colonului și rectului - Profilaxia Au: D Crisan	Autor capitol	Tratat de Oncologie- Vol III. Cancerul colonului și rectului	17 (498-515)	Editura Academiei Române	Bucuresti	2015
6	Tratat de Oncologie- Vol III. Tumorile neuroendocrine. Tumorile neuroendocrine intestinale Au: D Crisan	Autor capitol	Tratat de Oncologie- Vol III.	11 (733-744)	Editura Academiei Române	Bucuresti	2015
7	Tratat de Chirurgie. Uro-oncologie. Tumorile renale.	Coautor capitol	Tratat de Chirurgie. Uro-oncologie.	3 (56-	Editura Academiei	Bucuresti	2016

	Diagnosticul clinic. Au: D Crisan, I Andras			59)	Române		
8	Tratat de Chirurgie. Uro-oncologie. Tumorile renale. Stadializarea cancerului renal. Au: D Crisan, I Andras	Coautor capitol	Tratat de Chirurgie. Uro-oncologie.	4 (74-78)	Editura Academiei Române Editura Academiei Române	Bucuresti	2016
9	Tratat de Chirurgie. Uro-oncologie. Cancerul de prostate. Chemoprofilaxia cancerului de prostata. Au: D Crisan, I Andras	Coautor capitol	Tratat de Chirurgie. Uro-oncologie.	3 (306-309)	Editura Academiei Române Editura Academiei Române	Bucuresti	2016
10	Pancreatitele acute si cronice. Factori predictivi ai severitatii pancreatitei acute Au: M Grigorescu, D Crisan	Coautor capitol	Pancreatitele acute si cronice	10 (120-130)	Editura Academiei Române	Bucuresti	2018
11	Pancreatitele acute si cronice. Diagnostical pozitiv al pancreatitei cronice Au: D Crisan	Autor capitol	Pancreatitele acute si cronice	10 (519-529)	Editura Academiei Române	Bucuresti	2018
12	Gastroenterologie si hepatologie clinica. Evaluarea noninvasiva a fibrozei hepatice. Au: I Sporea, D Crisan, M Grigorescu	Coautor capitol	Gastroenterologie si hepatologie clinica	13 (1039-1052)	Editura Medicala	Bucuresti	2018
13	Hipertensiunea portala M Grigorescu, M Beuran, B Procopet, H Stefanescu, D Crisan, M Tantau	Coordonator	Hipertensiunea portala	652	Editura Academiei Române	Bucuresti	2020
14	Hipertensiunea portala Markeri serologici neinvazivi in hipertensiunea portala D Crisan	Autor capitol	Hipertensiunea portala	10 (154-165)	Editura Academiei Române	Bucuresti	2020
15	Hipertensiunea portala Prognostic D Crisan	Autor capitol	Hipertensiunea portala	12 (176-188)	Editura Academiei Române	Bucuresti	2020
16	Hipertensiunea portala Principii de tratament- Tratamentul farmacologic M Grigorescu, D Crisan	Coautor capitol	Hipertensiunea portala	17 (205-2220)	Editura Academiei Române	Bucuresti	2020
17	Hipertensiunea portala Hidrotoracele cirotic D Crisan	Autor capitol	Hipertensiunea portala	5 (307-312)	Editura Academiei Române	Bucuresti	2020
18	Hipertensiunea portala Complicatii pulmonare- Sindromul hepato-pulmonar D Crisan	Autor capitol	Hipertensiunea portala	8 (404-412)	Editura Academiei Române	Bucuresti	2020
19	Hipertensiunea portala Hipertensiunea portala necirotica – Diagnostic pozitiv si diferential BS Gaspar, B Stoica, D Crisan	Coautor capitol	Hipertensiunea portala	8 (529-537)	Editura Academiei Române	Bucuresti	2020

### Cărți și capitole edituri de top din România

Nr. crt.	TITLUL	Calitatea	Carte/capitol	Nr. pag.	editura	Localitatea	Anul
1	Hepatita cronică virală C- boala metabolică Au: C Radu, MD Grigorescu, D Crisan	Coautor capitol	Actualități în diagnosticul și tratamentul hepatitelor cronice virale	13 (18-31)	Editura Medicală Universitară „Iuliu Hatieganu” Cluj-Napoca	Cluj-Napoca	2008
2	Explorarea morfologică și neinvazivă serologică în infecția virală C Au: M Grigorescu, MD Grigorescu, D Crisan, C Radu	Coautor capitol	Actualități medico-chirurgicale în patologia digestivă	18 (501-519)	Editura Medicală Universitară „Iuliu Hatieganu” Cluj-Napoca	Cluj-Napoca	2010
3	Infecția cu virusul SARS-COV2 - evenimente inopinate intraspitalicești în cadrul abordării multidisciplinare	Coautor capitol	Medicina de la teorie la practică. Prezentări de cazuri. Nr 1/2021	19 (71-90)	Casa Cartii de Stiinta	Cluj-Napoca	2021
4	Complicații hemoragice pe țesut sanatos versus țesut patologic în infecția SARS-COV2	Coautor capitol	Medicina de la teorie la practică. Prezentări de cazuri. Nr 2/2021	18 (7-25)	Casa Cartii de Stiinta	Cluj-Napoca	2021
5	Sindromul buried bumper: complicație rară a gastrotomei percutane endoscopice. Prezentare de caz	Coautor capitol	Medicina de la teorie la practică. Prezentări de cazuri. Nr 3/2021	11 (89-100)	Casa Cartii de Stiinta	Cluj-Napoca	2021
6	Hernie Amyand	Coautor capitol	Medicina de la teorie la practică. Prezentări de cazuri. Nr 3/2021	8 (80-88)	Casa Cartii de Stiinta	Cluj-Napoca	2021

### Cărți și capitole alte edituri cu ISBN

Nr. crt.	TITLUL	Calitatea	Carte/capitol	nr. pag.	editura	Localitatea	Anul
1	Pancolită ulcerativă formă severă complicată cu infecție recidivantă cu Clostridium difficile și fistule rectale multiple	Autor capitol	Cazuri clinice. Prezentări de medicală și chirurgie. Vol VIII	15 (90-105)	Editura Bioflux	Cluj-Napoca	2019
2	Hiponatremia- biomarker potențial în diagnosticarea precoce a neoplasmului pulmonar	Coautor capitol	Cazuri clinice. Prezentări de medicală și chirurgie. Vol XII	14 (7-21)	Editura Bioflux	Cluj-Napoca	2020
3	Colangiocarcinom intrahepatic cu determinări secundare multiple la un	Autor capitol	Cazuri clinice. Prezentări de medicală și	13 (58-71)	Editura Bioflux	Cluj-Napoca	2020

	pacient cu ciroză hepatică virală B+D și policitemia vera		chirurgie. Vol XIII				
4	Pacientă cu cancer, boală tromboembolică și tromboflebită superficială nevaricoasă	Coautor capitol	Cazuri clinice. Prezentari de medicala si chirurgie. Vol XIII	24 (72-96)	Editura Bioflux	Cluj-Napoca	2020
5	Trombembolism venos cu etiologie plurifactoriala- un caz intricat	Coautor capitol	Cazuri clinice. Prezentari de medicala si chirurgie. Vol XIV	18 (61-79)	Editura Bioflux	Cluj-Napoca	2021

#### Carti sau cursuri publicate cu destinatie universitara:

Nr. crt.	TITLUL lucrarii / capitolului/ nr. pag.	sub redactia: / titlul	editura	Localitatea	Anul	Nr. pag
1	Nursing up-to-date Manual pentru studenti anul III Asistenta Medicala Generala - Autor	Nursing up-to-date Manual pentru student anul III Asistenta Medicala Generala Coordonator Elisabeta Ioana Hiriscau	Editura Medicala Universitara "Iuliu Hatieganu"	Cluj-Napoca	2020	212
2	Semiologia ficatului, veziculei si cailor biliare - Autor capitol	Semiologie medicala pentru programul de studii Asistenta Medicala Generala – Facultatea de Medicina. Cordonator Sorin Crisan	Editura Medicala Universitara "Iuliu Hatieganu"	Cluj-Napoca	2020	20 (341-361)
3	Semiologia pancreasului - Autor capitol	pentru programul de studii Asistenta Medicala Generala – Facultatea de Medicina. Cordonator Sorin Crisan	Editura Medicala Universitara "Iuliu Hatieganu"	Cluj-Napoca	2020	16 (360-376)

### **Anex 3 SCIENTIFIC ACTIVITY**

#### **Presentations at scientific meetings national and international:**

- lecturer: 26 (23 national, 3 internat, 15 first author, 11 co-author)
- poster presentations: 33 (7 first author )

#### **Anex 3A**

#### **Invited speaker (8)**

1. Crisan D. Gut microbiome and NAFLD: A complex connection – Dana Crisan. 9 th Update on Hepatology Course 2022. EASL endorsed), 6- 7th May 2022, Bucharest
2. Crisan D. NAFLD/NASH-induced gut microbial alteration and therapeutic perspectives. Crisan D. 8 th Update on Hepatology Course 2022. EASL endorsed), 10-12 June 2021, Bucharest
3. Crisan D. NAFLD/NASH. World's biggest epidemic. Case presentation. 7th UpDate on Hepatology Course 2020 Virtual (endorsed by EASL) "Multisystemic Nature of Liver Diseases", Bucharest, October 2020.
4. Crisan D. NAFLD & NASH : concept and spectrum. 3rd UpDate on Hepatology Course (EASL endorsed), Bucharest 28th-29th April 2016.



5. Crisan D, Avram L, Militaru V. Seminar anual CECUS UMF Cluj-Napoca, 26 nov 2015. Ecografia in patologia tubului digestiv- o abordare clasica in era imagisticii moderne.
6. Crisan D, Grigorescu M. Team – B. Procopet, H. Stefanescu (Cluj-Napoca)- Pro. Camelia Cojocariu, C. Sfarti. Mentor Anca Trifan. Team. Oana Petrea, Laura Huiban (Iasi)- **Contra**. Place of liver biopsy in the assessment of non-alcoholic steatohepatitis. Academic debate. Congresul National de Gastroenterologie si Hepatologie, Timisoara 2019
7. Crisan D. NAFLD/NASH. World's biggest epidemic. Case presentation. 7th UpDate on Hepatology Course 2020 Virtual (endorsed by EASL) "Multisystemic Nature of Liver Diseases", Bucharest, October 2020.
8. Crisan D. Afectarea cardio-vasculară în patologia oncologică digestive. SNGVH, Iulie 2020

### Anex 3B

#### Lecturer (national) (23):

1. Crisan D. Valoarea markerilor inflamatori și hematologici în diagnosticul și prognosticul CHC – rezultate preliminare ale studiului național multicentric. Scoala nationala de vara de gastroenterologie si hepatologie 2021
2. Crisan D. Metabolomics in NAFLD. Congresul National de Gastroenterologie si Hepatologie, Mamaia 6-8 Mai 2021
3. Crisan D. Afectarea cardio-vasculară în patologia oncologică digestive. Cardio-oncologia. Scoala nationala de vara de gastroenterologie si hepatologie 2020
4. Crisan D, Grigorescu M. Team – B. Procopet, H. Stefanescu (Cluj-Napoca)- Pro. Camelia Cojocariu, C. Sfarti. Mentor Anca Trifan. Team. Oana Petrea, Laura Huiban (Iasi)- **Contra**. Place of liver biopsy in the assessment of non-alcoholic steatohepatitis. Academic debate. Congresul National de Gastroenterologie si Hepatologie, Timisoara 2019
5. Crisan D. NAFLD- aspecte patogenetice si diagnostice. Scoala nationala de vara de gastroenterologie si hepatologie 2016
6. Crisan D, Radu C Habic A, Grigorescu MD, Socaciu C, Grigorescu M. Modificari metabolice in steatoza hepatica non-alcoolica Congresul National de Gastroenterologie si Hepatologie- Iasi, 11-13 Iunie, 2015
7. Crisan D, Grigorescu M. Rolul predictiv al proteinei-10 indusa de catre interferonul gama (IP-10) si al IL28B pentru raspunsul virusologic în hepatita cronica C. Roche Days, Poiana Brasov, Mai 2015
8. Crisan D, Grigorescu M, Radu C, Serban A, Habic A, Grigorescu MD. Scoruri predictive neinvazive în steatohepatita nonalcoolica. Congresul National de Gastroenterologie si Hepatologie Oradea, 11-14 Iunie 2014
9. Crisan D, Grigorescu MD, Radu C, Habic A, Cavasi A, Grigorescu M. Este proteina IP-10 indusă de către interferonul gamma un substitut pentru IL-28B sau sunt metode asociate pentru prezicerea răspunsului la tratament în hepatita cronică virală C? Congresul National de Gastroenterologie si Hepatologie. Timișoara, iunie 2013
10. Crisan D, Radu C, Grigorescu MD, Damian D, Szanto P, Cavasi A, Habic A, Grigorescu M. Rolul predictiv al proteine-10 indusa de interferonul gama pentru răspunsul virusologic în hepatita cronică virală C. Congresul National de Gastroenterologie si Hepatologie. Timișoara, iunie 2013
11. Crisan D, Radu C, Grigorescu MD, Grigorescu M. Metabolic syndrome in chronic hepatitis C: insulin resistance, adipocytokines profile. CEURGEM, Cluj-Napoca, sept 2012
12. Crisan D, Radu C, Grigorescu MD, Sparchez Z, Grigorescu M. Noninvazive diagnosis of nonalcoholic steatohepatitis. Congresul National de Gastroenterologie si Hepatologie. Targu Mures, mai 2012
13. Crisan D, Radu C, Grigorescu M, Lupsor M, Feier D, Grigorescu MD. Relatia dintre insulinoresistenta si fibroza exprimata prin scoruri neinvazive. Al XXXI-lea Simpozion Național de Gastroenterologie, Hepatologie și Endoscopie Digestivă, Mamaia, 19-21 mai 2011
14. Crisan D. Influenta componentei metabolice asupra fibrozei hepatice evaluate prin mijloace neinvazive in infectia cronica virala C. Zilele Medicale Sibiene. 12-13 Nov 2010
15. Crișan D, Grigorescu M, Șerban AI, Săplăcan M – Mijloace indirecte de diagnostic în steatoza hepatică și steatohepatita nonalcoolică. Al XXIX-lea Simpozion Național de Gastroenterologie, Hepatologie și Endoscopie Digestivă, Cluj-Napoca, 18-20 Iunie 2009
16. Crisan D. Ficatul gras nealcoolcic suprapus pe hepatita cronica C. Al X-lea Congres de Gastroenterologie, Hepatologie și Endoscopie Digestivă 19-21 iunie 2008, Iași.
17. Radu C, Crișan D. Predicția hipertensiunii portale prin determinarea markerilor serici. Congresul National de Gastroenterologie si Hepatologie Cluj 2016
18. Suciu A, Horhat A, Ștefănescu H, Crisan D, Socaciu C, Procopet B, Tanțău M, Grigorescu M, Bugariu A, Coada C, Grigora C. Lisofosfatidilcolina: un potențial biomarker metabolomic pentru boala hepatică alcoolica. Congresul National de Gastroenterologie si Hepatologie Cluj 2016

19. Rădulescu D, Militaru V, Crișan D, Buzdugan E, L. Stoicescu. Cardiomiopatia secundară cirozei hepatice. Congresul Național de Gastroenterologie și Hepatologie Cluj 2016
20. Radu C, Crisan D, Grigorescu MD, Pojoga C, Habic A, Socaciu C, Grigorescu M. Modificari metabolomice in hepatita C. Congresul Național de Gastroenterologie și Hepatologie Iasi 2015
21. Habic A, Crisan D, Radu C, Socaciu C. Modificari metabolomice in hepatita alcoolica Congresul Național de Gastroenterologie și Hepatologie Iasi 2015
22. Procopet B, Farcău O, Balagel O, Crișan D, Ștefănescu H, Pop A, Fischer P, Habic A, Radu C, Tanțau M, Grigorescu M. Sindromul Metabolic nu se corelează pe termen scurt cu apariția complicațiilor la pacienții cu ciroză hepatică, Congresul Național de Gastroenterologie și Hepatologie Oradea 2014
23. Radu C, Grigorescu GM, Crisan D, Damian D, Szanto P, Habic A, Grigorescu M. Polimorfismul IL-28 B este un factor predictiv pentru răspunsul virologic susținut și steatoza hepatică în infecția cronică virală C. Congresul Național de Gastroenterologie și Hepatologie. Timișoara, iunie 2013.
24. Grigorescu MD, Grigorescu M, Radu C, Crisan D, Damian D, Habic A. Polimorfismul PNPLA3(adiponutrina) în hepatita cronică virală C este asociat cu rezistența la insulină, steatoza și firoza hepatică. Congresul Național de Gastroenterologie și Hepatologie. Timișoara, iunie 2013.
25. Radu C, Crisan D, Grigorescu MD, Sparchez Z, Grigorescu M. Non – invasive assesment of fibrosis in non-alcoholic fatty liver disease (NAFLD) CEURGEM, Cluj-Napoca, sept 2012
26. Radu C, Grigorescu M, Crisan D, Lupsor M, Grigorescu MD. Analiza comparativă a steatohepatitei în infecția cronică virală C și în ficatul gras nealcoolc. Al XXXI-lea Simpozion Național de Gastroenterologie, Hepatologie și Endoscopie Digestivă, Mamaia, 19-21 mai 2011
27. Radu C, Grigorescu M, Acalovschi M, Crisan D. Prevalența bolilor digestive în cadrul sindromului metabolic. Al XXIX-lea Simpozion Național de Gastroenterologie, Hepatologie și Endoscopie Digestivă, Cluj-Napoca, 18-20 Iunie 2009.

Lecturer (international) (6):

1. Crisan D. Gut microbiome and NAFLD: A complex connection – Dana Crisan. 9 th Update on Hepatology Course 2022. EASL endorsed), 6- 7th May 2022, Bucharest
2. Crisan D. NAFLD/NASH-induced gut microbial alteration and therapeutic perspectives. Crisan D. 8 th Update on Hepatology Course 2022. EASL endorsed), 10-12 June 2021, Bucharest
3. Crisan D. NAFLD/NASH. World's biggest epidemic. Case presentation. 7th UpDate on Hepatology Course 2020 Virtual (endorsed by EASL) "Multisystemic Nature of Liver Diseases", Bucharest, October 2020.
4. Crisan D. NAFLD & NASH : concept and spectrum. 3rd UpDate on Hepatology Course, Bucharest 28th-29th April 2016
5. Crișan D\*, Radu C\*, Grigorescu MD, Damian D, Szanto P, Cavași A, Habic A, Grigorescu M. Predictive role of the interferon-gamma-induced protein-10 for the virologic response in chronic hepatitis C. UEGW Berlin 2013 – lucrare premianta la sectiunea "Hepatitis"
6. Crisan D, Grigorescu M., Radu C, Serban A, Grigorescu MD, Mocan T. Insulin Resistance and metabolic syndrome in patients with chronic hepatitis C- presented at International PhD Conference- May 17-18, 2010, Szeged, Hungary

### 3C. Poster presentations (34):

1. Crisan D, Suci A, Stefanescu H, Romanciuc F, Socaciu C, Grigorescu M, Avram L, Radu C. New markers for steatosis assesment in NAFLD - the importance of metabolomics. P1268 26<sup>th</sup> uegweek. Vienna 2018
2. Crisan D, Radu C, Suci A, Stefanescu H, Romanciuc F, Socaciu C, Avram L, Grigorescu M. Metabolomics identifies progressive NAFLD. 25th uegweek. UEGW, Barcelona, octombrie 2017
3. Crișan D, Grigorescu M, Feier D, Radu C. Noninvasive scoring systems in nonalcoholic fatty liver disease may reduce the need for liver biopsy. Poster Nr. 59. Falk Symposium. Gastroenterology week, Octombrie 2010, Freiburg, Germania.
4. Crisan D, M. Grigorescu, D. Feier, M.D. Grigorescu. Comparative analysis of steatohepatitis in nonalcoholic fatty liver disease and chronic hepatitis C. Falk Symposium. Gastroenterology week, Octombrie 2010, Freiburg, Germania
5. Crișan D, Grigorescu M, Lupșor M, Vicaș C, Nedevschi S, Badea R, Crisan N, Radu C. Noninvasive fibrosis assesment in chronic hepatitis C: Computed analysis of Ultrasound image or Biochemical score?. AQTR Theta 17th edition, Poster Sesion, Workshop IOHIS-Interoperability in healthcare information systems 2010 IEEE, International Conference on Automation, Quality and Testing, Robotics, May 28-30 2010, Cluj-Napoca

6. Crisan D, M Grigorescu, MD Grigorescu, D Feier, M Saplacan, A Serban. Citokeratin 18 fragments levels and dehydroepiandrosterone – valuable markers of nonalcoholic fatty liver disease. EASL Special Conference: NAFLD/NASH and Related Metabolic Disease. Bologna, Italy, September 24 - 26, 2009
7. Radu C, Grigorescu M, Suci A, Stefanescu H, Abrudan C, Socaciu C, Al Hajjar N, Cavasi A, Tantau M, Vesa S, Crisan D. Metabolomics identifies advanced fibrosis in chronic HCV infection. 26<sup>th</sup> UEG Week. Vienna 2018
8. M. Lupsor-Platon, C. Vicas, S. Nedevschi, H. Stefanescu, C. Radu, D. Crisan, Z. Sparchez, A. Serban, and others. The use of the attenuation coefficient computed on the ultrasonic image could improve the specificity of the classical ultrasonographic examination for the assessment of steatosis grade in diffuse liver diseases patients. EASL Vienna 2015. *Journal of Hepatology*, Vol. 62, S720
9. Procopet B, Epure A, Filip L, Grigorescu M, Habic A, Radu C, Tantau M, Crisan D. Malnutrition and adherence to nutritional recommendation in patients with cirrhosis. EASL Vienna 2015. *Journal of Hepatology*, Vol. 62, S357
10. B. Procopet, O. Farcau, D. Crisan, H. Stefanescu, M. Balagel, D. Feier, C. Radu, M. Grigorescu. The role of metabolic syndrome and its components in short term decompensation risk in patients with cirrhosis. *Journal of Hepatology*, Vol. 60, Issue 1, S218. EASL London 2014
11. A. Tantau, M. Tantau, P. Szanto, D. Crisan, I. Visovan, V. Negrean, D. Sampelean. Non-alcoholic fatty liver disease (naflD) and the risk of colorectal adenomas and advanced neoplasm. a prospective study. *Journal of Hepatology*, vol. 60, issue 1, s357, EASL London 2014
12. Corina Radu\*, M.D Grigorescu\*, D. Crisan, D. Damian, P Szanto, A. Habic, M. Grigorescu. IL-28B polymorphism is a predictive factor for sustained virologic response, insulin resistance and liver steatosis in chronic hepatitis C infection. UEGW Berlin 2013
13. Marcel Tantau 1,2, Voicu Mercea 1,2, Dana Crisan 1,2, Alina Tantau 3, Gabriela Mester 1,2, Stefan Vesa 4. Therapeutic ERCP in cholelithiasis – a ten year - experience of a single center. UEGW Berlin 2013
14. Alina Tantau, Voicu Mercea, Dana Crisan, Marcel Tantau. Risk factors and endoscopic treatment of recurrent cholelithiasis - data from a highly experienced center in ERCP. UEGW Berlin 2013
15. Marcel Tantau, Dana Crisan, Daniel Popa, Alina Tantau. A prospective follow-up of acute gastric variceal hemorrhage treatment: band ligation vs N-Butyl -2-Cyanoacrylate Injection. DDW May 2013
16. C. Radu, M. Grigorescu, M. Lupsor, C. Vicas, S Nedevschi, R. Badea, Z. Sparchez, D. Crisan, Al. Serban. Comparison between three non-invasive methods for the diagnosis of steatosis in non-alcoholic fatty liver disease: Attenuation coefficient computed on the ultrasound image, adiponectin and steatostest. EASL 2011.
17. M. Lupsor, R. Badea, H. Stefanescu, D. Feier, D. Crisan, C. Radu, A. Serban, Z. Sparchez, A. Maniu. Performance of acoustic radiation force impulse imaging in the noninvasive assessment of liver fibrosis, in comparison to FIB4 score. EASL 2011
18. Lupsor M, Badea R, Stefanescu H, Feier D, Serban A, Sparchez Z, Radu C, Crisan D, Maniu A. The diagnosis performance of ultrasonic transient elastography for noninvasive assessment of liver fibrosis in 1138 chronic hepatitis C patients. Proceedings of the EASL Monothematic Conference on Evaluation of disease severity and prognosis in chronic liver disease, Nice, France, January 28-29, 2011, pag 105
19. Lupsor M, Badea R, Stefanescu H, Grigorescu M, Radu C, Crisan D, Serban A, Sparchez Z, Maniu A. Performance of transient elastography for the diagnosis of fibrosis in nonalcoholic steatohepatitis. factors determining the diagnosis discordances. Proceedings of the EASL Monothematic Conference on Evaluation of disease severity and prognosis in chronic liver disease, Nice, France, January 28-29, 2011, pag 107
20. Feier D, Badea R, Lupsor M, Stefanescu H, Crisan D, Radu C, Maniu A. Ultrasound contrast enhanced hepatic vein transit time in the diagnosis of liver cirrhosis – a meta-analysis. Proceedings of the EASL Monothematic Conference on Evaluation of disease severity and prognosis in chronic liver disease, Nice, France, January 28-29, 2011, pag 79
21. Lupsor M, Badea R, Vicas C, Nedevschi S, Stefanescu H, Grigorescu M, Radu C, Crisan D, Sparchez Z. Performanța determinării coeficientului de atenuare al ultrasunetelor comparativ cu examinarea ultrasonografică “uzuală” pentru cuantificarea steatozei la pacienții cu steatohepatită nonalcoolică. *Romanian Journal of hepatology* 2010; 6(3): 98-100
22. Lupsor M, Badea R, Vicas C, Nedevschi S, Grigorescu M, Stefanescu H, Radu C, Crisan D, Socaciu M, Sparchez Z, Serban A. The performance of attenuation coefficient computed on the ultrasound image in quantifying liver steatosis in nonalcoholic steatohepatitis patients. *GUT* 2009; 58 (suppl II): A 197.
23. Lupsor M, Badea R, Vicas C, Nedevschi S, Stefanescu H, Grigorescu M, Radu C, Crisan D, Sparchez Z, Branda H, Serban A, Maniu A. The diagnosis performance of the attenuation coefficient computed on the ultrasonic image in comparison with the classical ultrasonographic examination, to quantify the hepatic fat content in nonalcoholic steatohepatitis patients. Proceedings of EASL Special Conference on NAFLD/NASH and related metabolic disease. 2009; 169.

24. Lupșor M, Badea R, Vicaș C, Nedevschi S, Grigorescu M, Ștefănescu H, Sparchez Z, Radu C, Crișan D, Șerban A, Socaciu M. The performance of attenuation coefficient computed on the ultrasound image in quantifying liver steatosis in chronic hepatitis C patients. *GUT* 2008; 57 (supl II): A45.
25. Lupșor M, Badea R, Vicaș C, Nedevschi S, Grigorescu M, Ștefănescu H, Șpârchez Z, Radu C, Crisan D, Șerban Al., Branda H. Diagnosis value of the attenuation coefficient computed from ultrasound image for predicting the presence and severity of nonalcoholic steatohepatitis. *Ultraschall in Med* 2008; 29: S11-S12
26. Crisan D, Radu C, Suci A, Ștefanescu H, Romanciuc F, Socaciu C, Avram L, Donca V, Grigorescu M. Metabolomics in diagnosis of NASH – there is hope. *SRGH. Bucuresti, aprilie 2017*
27. Grigorescu MD, Crisan D, Radu C, Damian D, Cavasi A, Habic A, Grigorescu M. Polimorfismele promotorului CYP27B1 prezic raspunsul virusologic în infectia cronica virala C. *Congresul National de Gastroenterologie si Hepatologie. Timișoara, iunie 2013.*
28. Lupsor M, Badea R, Vicas C, Nedevschi S, Ștefănescu H, Grigorescu M, Radu C, Crisan D, Șpârchez Z. Performanța determinării coeficientului de atenuare al ultrasunetelor comparativ cu examinarea ultrasonografica “uzuala” pentru cuantificarea steatozei la pacientii cu steatohepatita nonalcoolica. *Congresul Național de Hepatologie, Bucuresti, 17-18 sep. 2010*
29. Lupsor M, Badea R, Vicas C, Nedevschi S, Ștefănescu H, Grigorescu M, Șpârchez Z, Branda H, Radu C, Crisan D, Șerban A, Maniu A. Performanța determinării coeficientului de atenuare al ultrasunetelor comparativ cu examinarea ultrasonografică uzuală pentru cuantificarea steatozei la pacienții cu steatohepatită nonalcoolică. *Medical Ultrasonography* 2009; 11(1): 42-43.
30. Lupșor M, Badea R, Ștefanescu H, Maniu A, Radu C, Crișan D, Sparchez Z, Branda H, Șerban A, Grigorescu M. Evaluarea neinvazivă a fibrozei în steatohepatita nonalcoolică prin elastografie tranzitorie unidimensională (Fibroscan). *Romanian Journal of Hepatology* 2009; 5(supl1): 66-67.
31. Lupșor M, Badea R, Vicaș C, Nedevschi S, Grigorescu M, Ștefănescu H, Radu C, Crișan D, Socaciu M, Sparchez Z, Branda H, Șerban A. Cuantificarea steatozei in hepatita cronică virală C prin calcularea coeficientului de atenuare al ultrasunetelor pe imaginea ecografică. *J Gastrointestin Liver Dis.* 2009; 18(suppl 1): 16
32. Radu C, Grigorescu M, Lupșor M, Vicaș C, Nedevschi S, Badea R, Șpârchez Z, Crișan D, Șerban A. Performanța determinării coeficientului de atenuarea al ultrasunetelor comparativ cu un marker biologic (adiponectina) pentru diagnosticul steatozei în FGNA. *J Gastrointestin Liver Dis.* 2009; 18(suppl 1): 82.
33. Lupșor M, Badea R, Vicaș C, Nedevschi S, Grigorescu M, Ștefănescu H, Sparchez Z, Radu C, Crișan D, Șerban A, Socaciu M. Performanța diagnostica a coeficientului de atenuare calculat pe imaginea ecografică în detecția steatozei din hepatita cronica virală C. *Rezultate pe un lot de 524 pacienți. Romanian Journal of Hepatology* 2008; 4(supl1): 74-75.
34. Lupșor M, Badea R, Vicaș C, Nedevschi S, Grigorescu M, Ștefănescu H, Sparchez Z, Radu C, Crișan D, Șerban A. Detection of steatosis in chronic hepatitis C, based on the evaluation of the attenuation coefficient computed on the ultrasound image. *J Gastrointestin Liver Dis.* 2008; 17(suppl 1): 247-248

#### **Anex 4: SCIENTIFIC ACTIVITY – abstracts at national and international scientific meetings**

##### **a. Abstracts national ( 23)**

1. Crisan D, Radu C, Suci A, Ștefanescu H, Romanciuc F, Socaciu C, Avram L, Donca V, Grigorescu M. Metabolomics in diagnosis of NASH – there is hope. *SRGH. Bucuresti, aprilie 2017*
2. Crisan D, Radu C Habic A, Grigorescu MD, Socaciu C, Grigorescu M. Modificari metabolomice in steatoza hepatica non-alcoolica *Congresul National de Gastroenterologie si Hepatologie - Iasi, 11-13 Iunie 2015, J Gastrointestin Liver Dis suppl.*
3. Crisan D, Grigorescu M, Radu C, Șerban A, Habic A, Grigorescu MD. Scoruri predictive neinvazive în steatohepatita nonalcoolica. *Congresul National de Gastroenterologie si Hepatologie Oradea, 11-14 Iunie 2014, J Gastrointestin Liver Dis suppl.*
4. Crisan D, Grigorescu MD, Radu C, Habic A, Cavasi A, Grigorescu M. Este proteina IP-10 indusă de către interferonul gamma un substitut pentru IL-28B sau sunt metode asociate pentru prezicerea răspunsului la tratament în hepatita cronică virală C? *Congresul National de Gastroenterologie si Hepatologie. Timișoara, iunie 2013, J Gastrointestin Liver Dis suppl.*

5. Crisan D, Radu C, Grigorescu MD, Damian D, Szanto P, Cavasi A, Habic A, Grigorescu M. Rolul predictiv al proteinei-10 indusa de interferonul gama pentru raspunsul virusologic în hepatita cronică virală C. Congresul National de Gastroenterologie si Hepatologie. Timișoara, iunie 2013, J Gastrointestin Liver Dis suppl.
6. Crisan D, Radu C, Grigorescu MD, Sparchez Z, Grigorescu M. Noninvazive diagnosis of nonalcoholic steatohepatitis. Congresul National de Gastroenterologie si Hepatologie. Targu Mures, mai 2012, J Gastrointestin Liver Dis suppl.
7. Crisan D, Radu C, Grigorescu M, Lupsor M, Feier D, Grigorescu MD. Asocierea dintre insulinoresistenta si fibroza exprimata prin scoruri neinvazive la pacientii cu hepatita cronică virală C. Al XXXI-lea Simpozion Național de Gastroenterologie, Hepatologie și Endoscopie Digestivă, Mamaia, 19-21 mai 2011 J Gastrointestin Liver Dis. 2011; 20(1): 74.
8. Crișan D, Grigorescu M, Șerban AI, Săplăcan M – Mijloace indirecte de diagnostic în steatoza hepatică și steatohepatita nonalcoolică. Al XXIX-lea Simpozion Național de Gastroenterologie, Hepatologie și Endoscopie Digestivă, Cluj-Napoca, 18-20 Iunie 2009, J Gastrointestin Liver Dis suppl.
9. Crisan D. Ficatul gras nealcoolic suprapus pe hepatita cronică C. Al X-lea Congres de Gastroenterologie, Hepatologie și Endoscopie Digestivă 19-21 iunie 2008, Iași., J Gastrointestin Liver Dis suppl.
10. Radu C, Crisan D, Grigorescu MD, Pojoga C, Habic A, Socaciu C, Grigorescu M. Modificari metabolomice in hepatita C. Congresul National de Gastroenterologie si Hepatologie Iasi 2015. J Gastrointestin Liver Dis 2015 suppl.
11. Habic A, Crisan D, Radu C, Socaciu C. Modificari metabolomice in hepatita alcoolica Congresul National de Gastroenterologie si Hepatologie Iasi 2015. J Gastrointestin Liver Dis 2015 suppl.
12. Bogdan Procopeț, Oana Farcău, Marius Balagel, Dana Crișan, Horia Ștefănescu, Andreea Pop, Petra Fischer, Alina Habic, Corina Radu, Marcel Tanțău, Mircea Grigorescu. Sindromul Metabolic nu se corelează pe termen scurt cu apariția complicațiilor la pacienții cu ciroză hepatică, Congresul National de Gastroenterologie si Hepatologie Oradea 2014 J Gastrointestin Liver Dis 2014 suppl.
13. Radu C, Grigorescu GM, Crisan D, Damian D, Szanto P, Habic A, Grigorescu M. Polimorfismul IL-28 B este un factor predictiv pentru raspunsul virusologic susținut și steatoza hepatică în infecția cronică virală C. Congresul National de Gastroenterologie si Hepatologie. Timișoara, iunie 2013. J Gastrointestin Liver Dis 2013 suppl.
14. Grigorescu MD, Grigorescu M, Radu C, Crisan D, Damian D, Habic A. Polimorfismul PNPLA3(adiponutrina) în hepatita cronică virală C este asociat cu rezistența la insulină, steatoza și fibroza hepatică. Congresul National de Gastroenterologie si Hepatologie. Timișoara, iunie 2013. J Gastrointestin Liver Dis 2013 suppl.
15. Radu C, Crisan D, Grigorescu MD, Sparchez Z, Grigorescu M. Non – invasive assesment of fibrosis in non-alcoholic fatty liver disease (NAFLD) CEURGEM, Cluj-Napoca, sept 2012.
16. Radu C, Grigorescu M, Crisan D, Lupsor M, Grigorescu MD. Analiza comparativă a steatohepatitei în infecția cronică virală C și în ficatul gras nealcoolic. Al XXXI-lea Simpozion Național de Gastroenterologie, Hepatologie și Endoscopie Digestivă, Mamaia, 19-21 mai 2011. J Gastrointestin Liver Dis 2011 suppl.
17. Radu C, Grigorescu M, Acalovschi M, Crisan D. Prevalența bolilor digestive în cadrul sindromului metabolic. Al XXIX-lea Simpozion Național de Gastroenterologie, Hepatologie și Endoscopie Digestivă, Cluj-Napoca, 18-20 Iunie 2009. J Gastrointestin Liver Dis 2009 suppl.
18. Radu C, Grigorescu M, Lupșor M, Vicaș C, Nedevschi S, Badea R, Spârchez Z, Crișan D, Serban A. Performanța determinării coeficientului de atenuare al ultrasunetelor comparativ cu un marker biologic (adiponectina) pentru diagnosticul steatozei în FGNA. J Gastrointestin Liver Dis. 2009; 18(suppl 1): 82.
19. Lupsor M, Badea R, Vicas C, Nedevschi S, Ștefănescu H, Grigorescu M, Spârchez Z, Branda H, Radu C, Crisan D, Serban A, Maniu A. Performanța determinării coeficientului de atenuare al ultrasunetelor comparativ cu examinarea ultrasonografică uzuală pentru cuantificarea steatozei la pacienții cu steatohepatită nonalcoolică. Medical Ultrasonography 2009; 11(1): 42-43.
20. Lupșor M, Badea R, Ștefănescu H, Maniu A, Radu C, Crișan D, Sparchez Z, Branda H, Serban A, Grigorescu M. Evaluarea neinvazivă a fibrozei în steatohepatita nonalcoolică prin elastografie tranzitorie unidimensională (Fibroscan). Romanian Journal of Hepatology 2009; 5(supl1): 66-67.
21. Lupșor M, Badea R, Vicaș C, Nedevschi S, Grigorescu M, Ștefănescu H, Radu C, Crișan D, Socaciu M, Sparchez Z, Branda H, Serban A. Cuantificarea steatozei in hepatita cronică virală C prin calcularea coeficientului de atenuare al ultrasunetelor pe imaginea ecografică. J Gastrointestin Liver Dis. 2009; 18(suppl 1): 16
22. Lupșor M, Badea R, Vicaș C, Nedevschi S, Grigorescu M, Ștefănescu H, Sparchez Z, Radu C, Crișan D, Serban A, Socaciu M. Performanța diagnostica a coeficientului de atenuare calculat pe imaginea ecografică în detecția steatozei din hepatita cronică virală C. Rezultate pe un lot de 524 pacienți. Romanian Journal of Hepatology 2008; 4(supl1): 74-75.
23. Lupșor M, Badea R, Vicaș C, Nedevschi S, Grigorescu M, Ștefănescu H, Sparchez Z, Radu C, Crișan D, Serban A. Detection of steatosis in chronic hepatitis C, based on the evaluation of the attenuation coefficient computed on the ultrasound image. J Gastrointestin Liver Dis. 2008; 17(suppl 1): 247-248.

## b. Abstracts international (total 22):

1. Crisan D, Suci A, Stefanescu H, Romanciuc F, Socaciu C, Grigorescu M, Avram L, Radu C. New markers for steatosis assessment in NAFLD - the importance of metabolomics. P1268 26<sup>th</sup> uegweek. Vienna 2018
2. Crisan D, Radu C, Suci A, Stefanescu H, Romanciuc F, Socaciu C, Avram L, Grigorescu M. Metabolomics identifies progressive NAFLD. 25<sup>th</sup> uegweek. UEGW, Barcelona, octombrie 2017
3. Dana Crisan, Corina Radu; Mircea Dan Grigorescu; Dana Damian; Paula Szanto; Adriana Cavasi; Alina Habic; Mircea Grigorescu. The predictive role of interferon gamma inducible protein-10 for virological response in chronic hepatitis c, UEGW, Berlin, 2013
4. Crisan D, M. Grigorescu, D. Feier, M.D.Grigorescu. Comparative analysis of steatohepatitis in nonalcoholic fatty liver disease and chronic hepatitis C. Falk Symposion. Gastroenterology week, Octombrie 2010, Freiburg, Germania
5. Crişan D, Grigorescu M, Radu C, Serban A, Grigorescu MD, Mocan T. Insulin resistance and metabolic syndrome in patients with chronic hepatitis C. Poster International Ph D Conference, May 17-18 2010, Szeged
6. Crişan D, Grigorescu M, Lupşor M, Vicaş C, Nedevschi S, Badea R, Crisan N, Radu C. Noninvasive fibrosis assesment in chronic hepatitis C: Computed analysis of Ultrasound image or Biochemical score?. AQTR Theta 17th edition, Poster Sesion, Workshop IOHIS-Interoperability in healthcare information systems 2010 IEEE, International Conference on Automation, Quality and Testing, Robotics, May 28-30, 2010, Cluj-Napoca
7. Crisan D, Grigorescu M, Grigorescu MD, Feier D, Saplacan M, Serban A. Citokeratin 18 fragments levels and dehydroepiandrosterone – valuble markers of nonalcoholic fatty liver disease. EASL Special Conference: NAFLD/NASH and Related Metabolic Disease. Bologna, Italy, September 24 - 26, 2009
8. Radu C, Grigorescu M. Suci A. Stefanescu H. Abrudan C, Socaciu C, Al Hajjar N, Cavasi A, Tantau M, Vesa S, Crisan D. Metabolomics identifies advanced fibrosis in chronic HCV infection. 26<sup>th</sup> uegweek. Vienna 2018
9. M. Lupsor-Platon, C. Vicas, S. Nedevschi, H. Stefanescu, C. Radu, D. Crisan, Z. Sparchez, A. Serban, and others. The use of the attenuation coefficient computed on the ultrasonic image could improve the specificity of the classical ultrasonographic examination for the assessment of steatosis grade in diffuse liver diseases patients. EASL Vienna 2015. Journal of Hepatology, Vol. 62, S720
10. Procopet B, Epure A, Filip L, Grigorescu M, Habic A, Radu C, Tantau M, Crisan D. Malnutrition and adherence to nutritional recommendation in patients with cirrhosis. EASL Vienna 2015. Journal of Hepatology, Vol. 62, S357
11. M. Lupsor-Platon, C. Vicas, S. Nedevschi, H. Stefanescu, C. Radu, D. Crisan, Z. Sparchez, A. Serban, and others. The use of the attenuation coefficient computed on the ultrasonic image could improve the specificity of the classical ultrasonographic examination for the assessment of steatosis grade in diffuse liver diseases patients. EASL Vienna 2015. Journal of Hepatology, Vol. 62, S720
12. Tantau M, Crisan D, Popa D, Tantau A. A prospective follow-up of acute gastric variceal hemorrhage treatment: band ligation vs N-Butyl -2-Cyanoacrylate Injection. DDW 2013
13. Radu C., M. Grigorescu, M. Lupşor, C. Vicaş, S Nedevschi, R. Badea, Z. Spârchez, D. Crisan, Al. Serban. Comparison between three non-invasive methods for the diagnosis of steatosis in non-alcoholic fatty liver disease: Attenuation coefficient computed on the ultrasound image, adiponectin and steatotest. EASL 2011.
14. Lupsor M, Badea R, Stefanescu H, Feier D, Crisan D, Radu C, Serban A, Sparchez Z, Maniu A. Performance of acoustic radiation force impulse imaging in the noninvasive assessment of liver fibrosis, in comparison to FIB4 score. EASL, The International Liver Congress 2011, Berlin, 30.03-3.04. 2011. J Hepatol 2011, Suppl. 54(1), S344.
15. Lupsor M, Badea R, Stefanescu H, Feier D, Serban A, Sparchez Z, Radu C, Crisan D, Maniu A. The diagnosis performance of ultrasonic transient elastography for noninvasive assessment of liver fibrosis in 1138 chronic hepatitis C patients. Proceedings of the EASL Monothematic Conference on Evaluation of disease severity and prognosis in chronic liver disease, Nice, France, January 28-29, 2011, pag 105.
16. Lupsor M, Badea R, Stefanescu H, Grigorescu M, Radu C, Crisan D, Serban A, Sparchez Z, Maniu A. Performance of transient elastography for the diagnosis of fibrosis in nonalcoholic steatohepatitis. factors determining the diagnosis discordances. Proceedings of the EASL Monothematic Conference on Evaluation of disease severity and prognosis in chronic liver disease, Nice, France, January 28-29, 2011, pag 107
17. Feier D, Badea R, Lupsor M, Stefanescu H, Crisan D, Radu C, Maniu A. Ultrasound contrast enhanced hepatic vein transit time in the diagnosis of liver cirrhosis – a meta-analysis. Proceedings of the EASL Monothematic Conference on Evaluation of disease severity and prognosis in chronic liver disease, Nice, France, January 28-29, 2011, pg 79
18. Lupsor M, Badea R, Vicas C, Nedevschi S, Stăfănescu H, Grigorescu M, Radu C, Crisan D, Spârchez Z. Performanța determinării coeficientului de atenuare al ultrasunetelor comparativ cu examinarea ultrasonografică “uzuală” pentru cuantificarea steatozei la pacienții cu steatohepatită nonalcoolică. Romanian Journal of hepatology 2010; 6(3): 98-100

19. Lupșor M, Badea R, Vicas C, Nedevschi S, Grigorescu M, Stefanescu H, Radu C, Crisan D, Socaciu M, Sparchez Z, Serban A. The performance of attenuation coefficient computed on the ultrasound image in quantifying liver steatosis in nonalcoholic steatohepatitis patients. GUT 2009; 58 (suppl II): A 197.
20. Lupșor M, Badea R, Vicaș C, Nedevschi S, Ștefănescu H, Grigorescu M, Radu C, Crișan D, Spârchez Z, Branda H, Serban A, Maniu A. The diagnosis performance of the attenuation coefficient computed on the ultrasonic image in comparison with the classical ultrasonographic examination, to quantify the hepatic fat content in nonalcoholic steatohepatitis patients. Proceedings of EASL Special Conference on NAFLD/NASH and related metabolic disease. 2009; 169.
21. Lupșor M, Badea R, Vicaș C, Nedevschi S, Grigorescu M, Ștefănescu H, Sparchez Z, Radu C, Crișan D, Serban A, Socaciu M. The performance of attenuation coefficient computed on the ultrasound image in quantifying liver steatosis in chronic hepatitis C patients. GUT 2008; 57 (supl II): A45.
22. Lupșor M, Badea R, Vicaș C, Nedevschi S, Grigorescu M, Ștefănescu H, Spârchez Z, Radu C, Crisan D, Serban Al., Branda H. Diagnosis value of the attenuation coefficient computed from ultrasound image for predicting the presence and severity of nonalcoholic steatohepatitis. Ultraschall in Med 2008; 29: S11-S1

#### Anexa 5

##### Participare efectiva la conferinte nationale si internationale:

1. Zilele Medicale Sibiene. 12-13 Nov 2010 Crisan D. Influenta componentei metabolice asupra fibrozei hepatice evaluate prin mijloace neinvazive in infectia cronica virala C. Sibiu.
2. CEURGEM, Cluj-Napoca, sept 2012. Crisan D, Radu C, Grigorescu MD, Grigorescu M. Metabolic syndrome in chronic hepatitis C: insulin resistance, adipocytokines profile. Cluj-Napoca
3. Roche Days, Poiana Brasov, Mai 2015. Crisan D, Grigorescu M. Rolul predictiv al proteinei-10 indusa de catre interferonul gama (IP-10) si al IL28B pentru raspunsul virusologic în hepatita cronica C. Poiana Brasov
4. Crisan D. Ficatul gras nealcoolice suprapus pe hepatita cronica C. Al X-lea Congres de Gastroenterologie, Hepatologie și Endoscopie Digestivă Iași. 19-21 iunie 2008,
5. Crișan D, Grigorescu M, Șerban Al, Săplăcan M – Mijloace indirecte de diagnostic în steatoza hepatică și steatohepatita nonalcoolică. Al XXIX-lea Simpozion Național de Gastroenterologie, Hepatologie și Endoscopie Digestivă, Cluj-Napoca, Cluj-Napoca, 18-20 Iunie 2009
6. Al XXXI-lea Simpozion Național de Gastroenterologie, Hepatologie și Endoscopie Digestivă, Crisan D, Radu C, Grigorescu M, Lupșor M, Feier D, Grigorescu MD. Relația dintre insulinorezistența și fibroza exprimată prin scoruri neinvazive. Mamaia, 19-21 mai 2011.
7. Congresul National de Gastroenterologie si Hepatologie. Crisan D, Radu C, Grigorescu MD, Sparchez Z, Grigorescu M. Noninvasive diagnosis of nonalcoholic steatohepatitis.. Targu Mures, mai 2012
8. Congresul National de Gastroenterologie si Hepatologie. Crisan D, Radu C, Grigorescu MD, Damian D, Szanto P, Cavasi A, Habic A, Grigorescu M. Rolul predictiv al proteinei-10 indusa de interferonul gama pentru raspunsul virusologic în hepatita cronică virală C. Timișoara, iunie 2013
9. Congresul National de Gastroenterologie si Hepatologie. Crisan D, Grigorescu MD, Radu C, Habic A, Cavasi A, Grigorescu M. Este proteina IP-10 indusă de către interferonul gamma un substitut pentru IL-28B sau sunt metode asociate pentru prezicerea răspunsului la tratament în hepatita cronică virală C? Timișoara, iunie 2013
10. Congresul National de Gastroenterologie si Hepatologie. Crisan D, Grigorescu M, Radu C, Serban A, Habic A, Grigorescu MD. Scoruri predictive neinvazive în steatohepatita nonalcoolica. Oradea, 11-14 Iunie 2014
11. Congresul National de Gastroenterologie si Hepatologie. Crisan D, Radu C Habic A, Grigorescu MD, Socaciu C, Grigorescu M. Modificari metabolice in steatoza hepatica non-alcoolica Iasi, 11-13 Iunie, 2015
12. 3rd UpDate on Hepatology Course, Crisan D. NAFLD & NASH : concept and spectrum. Bucharest 28th-29th April 2016
13. Al XXIX-lea Simpozion Național de Gastroenterologie, Hepatologie și Endoscopie Digestivă, Prevalența bolilor digestive în cadrul sindromului metabolic. Cluj-Napoca, 18-20 Iunie 2009.

14. Al XXXI-lea Simpozion Național de Gastroenterologie, Hepatologie și Endoscopie Digestivă. Radu C, Grigorescu M, Crisan D, Lupșor M, Grigorescu MD. Analiza comparativă a steatohepatitei în infecția cronică virală C și în ficatul gras nealcoolice., Mamaia, 19-21 mai 2011
15. CEURGEM. Radu C, Crisan D, Grigorescu MD, Sparchez Z, Grigorescu M. Non – invasive assesment of fibrosis in non-alcoholic fatty liver disease (NAFLD), Cluj-Napoca, sept 2012
16. Congresul Național de Gastroenterologie si Hepatologie. Grigorescu MD, Grigorescu M, Radu C, Crisan D, Damian D, Habic A. Polimorfismul PNPLA3(adiponutrina) în hepatita cronică virală C este asociat cu rezistența la insulină, steatoza și firoza hepatică. Timișoara, iunie 2013.
17. Congresul Național de Gastroenterologie si Hepatologie. Radu C, Grigorescu GM, Crisan D, Damian D, Szanto P, Habic A, Grigorescu M. Polimorfismul IL-28 B este un factor predictiv pentru răspunsul virusologic susținut și steatoza hepatică în infecția cronică virală C. Timișoara, iunie 2013
18. Congresul Național de Gastroenterologie si Hepatologie. Procopeț B, Farcău O, Balagel M, Crișan D, Ștefănescu H, Pop A, Fischer P, Habic A, Radu C, Tanțău M, Grigorescu M. Sindromul Metabolic nu se corelează pe termen scurt cu apariția complicațiilor la pacienții cu ciroză hepatică. Oradea 2014
19. Congresul Național de Gastroenterologie si Hepatologie. Habic A, Crisan D, Radu C, Socaciu C. Modificari metabolomice in hepatita alcoolica. Iasi 2015
20. Congresul Național de Gastroenterologie si Hepatologie. Radu C, Crisan D, Grigorescu MD, Pojoga C, Habic A, Socaciu C, Grigorescu M. Modificari metabolomice in hepatita C. Iasi 2015
21. Congresul Național de Gastroenterologie si Hepatologie Rădulescu D, Militaru V, Crișan D, Buzdugan E, L. Stoicescu. Cardiomiopatia secundară cirozei hepatice. Cluj 2016
22. Congresul Național de Gastroenterologie si Hepatologie. Lisofosfatidilcolina: un potențial biomarker metabolomic pentru boala hepatică alcoolică. Cluj 2016
23. Congresul Național de Gastroenterologie si Hepatologie Radu C, Crișan D. Predicția hipertensiunii portale prin determinarea markerilor serici. Cluj 2016
24. AQTR Theta 17th edition, Poster Sesion, Workshop IOHIS-Interoperability in healthcare information systems 2010 IEEE, International Conference on Automation, Quality and Testing, Robotics, Crișan D, Grigorescu M, Lupșor M, Vicaș C, Nedevschi S, Badea R, Crisan N, Radu C. Noninvasive fibrosis assesment in chronic hepatitis C: Computed analysis of Ultrasound image or Biochemical score? May 28-30 2010, Cluj-Napoca
25. Congresul Național de Gastroenterologie si Hepatologie. Grigorescu MD, Crisan D, Radu C, Damian D, Cavasi A, Habic A, Grigorescu M. Polimorfismele promotorului CYP27B1 prezic raspunsul virusologic în infectia cronica virala C. Timișoara, iunie 2013.
26. Congresul Național de Gastroenterologie si Hepatologie. Crisan D, Radu C, Suci A, Stefanescu H, Romanciuc F, Socaciu C, Avram L, Donca V, Grigorescu M. Metabolomics in diagnosis of NASH – there is hope. Bucuresti. aprilie 2017; Crisan D, Radu C, Suci A, Stefanescu H, Romanciuc F, Socaciu C, Avram L, Donca V, Grigorescu M. Metabolomics in diagnosis of NASH – there is hope. SRGH. Bucuresti, aprilie 2017
27. Congresul Național de Gastroenterologie si Hepatologie. Lupșor M, Badea R, Vicaș C, Nedevschi S, Grigorescu M, Ștefănescu H, Sparchez Z, Radu C, Crișan D, Serban A. Detection of steatosis in chronic hepatitis C, based on the evaluation of the attenuation coefficient computed on the ultrasound image. Iasi 2008 Lupșor M, Badea R, Vicaș C, Nedevschi S, Grigorescu M, Ștefănescu H, Sparchez Z, Radu C, Crișan D, Serban A, Socaciu M. Performanța diagnostică a coeficientului de atenuare calculat pe imaginea ecografică în detecția steatozei din hepatita cronică virală C. Rezultate pe un lot de 524 pacienți. Romanian Journal of Hepatology 2008; 4(supl1): 74-75.
28. Congresul Național de Gastroenterologie si Hepatologie. Radu C, Grigorescu M, Lupșor M, Vicaș C, Nedevschi S, Badea R, Spârchez Z, Crișan D, Serban A. Performanța determinării coeficientului de atenuarea al ultrasunetelor comparativ cu un marker biologic (adiponectina) pentru diagnosticul steatozei în FGNA. Cluj 2009; Lupșor M, Badea R, Vicaș C, Nedevschi S, Grigorescu M, Ștefănescu H, Radu C, Crișan D, Socaciu M, Sparchez Z, Branda H, Serban A. Cuantificarea steatozei in hepatita cronică virală C prin calcularea coeficientului de atenuare al ultrasunetelor pe imaginea ecografică. Cluj 2009
29. Congresul Național de Hepatologie. Lupșor M, Badea R, Stefanescu H, Maniu A, Radu C, Crișan D, Sparchez Z, Branda H, Serban A, Grigorescu M. Evaluarea neinvazivă a fibrozei în steatohepatita nonalcoolică prin elastografie tranzitorie unidimensională (Fibroscan). Cluj-Napoca, 2009
30. Congresul Național de Hepatologie. Lupșor M, Badea R, Vicas C, Nedevschi S, Ștefănescu H, Grigorescu M, Spârchez Z, Branda H, Radu C, Crisan D, Serban A, Maniu A. Performanța determinării coeficientului de atenuare al ultrasunetelor comparativ cu examinarea ultrasonografică uzuală pentru cuantificarea steatozei la pacienții cu steatohepatită nonalcoolică.
31. Congresul Național de Hepatologie. Lupșor M, Badea R, Vicas C, Nedevschi S, Ștefănescu H, Grigorescu M, Radu C, Crisan D, Spârchez Z. Performanța determinării coeficientului de atenuare al ultrasunetelor comparativ cu examinarea



- ultrasonografica “uzuala” pentru cuantificarea steatozei la pacientii cu steatohepatita nonalcolica. Bucuresti, 17-18 sep. 2010
32. Congresul National de Gastroenterologie si Hepatologie. Grigorescu MD, Crisan D, Radu C, Damian D, Cavasi A, Habic A, Grigorescu M. Polimorfismele promotorului CYP27B1 prezic raspunsul virusologic în infectia cronica virala C. Timișoara, iunie 2013.
  33. International PhD conference: Crisan D, Grigorescu M., Radu C, Serban A, Grigorescu MD, Mocan T. Insulin Resistance and metabolic syndome in patients with chronic hepatitis C. Hungary, Szeged, May 17-18, 2010
  34. UEGW Berlin 2013. Crișan D\*, Radu C\*, Grigorescu MD, Damian D, Szanto P, Cavași A, Habic A, Grigorescu M. Predictive role of the interferon-gamma-induced protein-10 for the virologic response in chronic hepatitis C Germany, Berlin, oct 2013
  35. EASL Special Conference: NAFLD/NASH and Related Metabolic Disease. Crisan D, M Grigorescu, MD Grigorescu, D Feier, M Saplacan, A Serban. Citokeratin 18 fragments levels and dehydroepiandrosterone – valuble markers of nonalcoholic fatty liver disease. Italia, Bologna, Sept 24 - 26, 2009
  36. Falk Symposion. Gastroenterology week, Crisan D, M. Grigorescu, D. Feier, M.D.Grigorescu. Comparative analysis of steatohepatitis in nonalcoholic fatty liver disease and chronic hepatitis C. Gemania, Freiburg, Octombrie 2010,
  37. Falk Symposion. Gastroenterology week, Crișan D, Grigorescu M, Feier D, Radu C. Noninvasive scoring systems in nonalcoholic fatty liver disease may reduce the need for liver biopsy. Poster Nr. 59. Gemania, Freiburg, Octombrie 2010
  38. 25th uegweek. UEGW. Crisan D, Radu C, Suci A, Stefanescu H, Romanciuc F, Socaciu C, Avram L, Grigorescu M. Metabolomics identifies progressive NAFLD Spania, Barcelona, octombrie 2017
  39. Ultraschall in Med. Lupșor M, Badea R, Vicaș C, Nedevschi S , Grigorescu M, Ștefănescu H, Spârchez Z, Radu C, Crisan D, Serban Al., Branda H. Diagnosis value of the attenuation coefficient computed from ultrasound image for predicting the presence and severity of nonalcoholic steatohepatitis. Copengagen, Denmark, 2008
  40. British Society of Gastroenterology Annual General Meeting. Lupșor M, Badea R, Vicaș C, Nedevschi S, Grigorescu M, Ștefănescu H, Sparchez Z, Radu C, Crișan D, Serban A, Socaciu M. The performance of attenuation coefficient computed on the ultrasound image in quantifying liver steatosis in chronic hepatitis C patients. England, Birmingham, 2008
  41. EASL Special Conference on NAFLD/NASH and related metabolic disease Lupșor M, Badea R, Vicaș C, Nedevschi S, Ștefănescu H, Grigorescu M, Radu C, Crișan D, Spârchez Z, Branda H, Serban A, Maniu A. The diagnosis performance of the attenuation coefficient computed on the ultrasonic image in comparison with the classical ultrasonographic examination, to quantify the hepatic fat content in nonalcoholic steatohepatitis patients. Italy, Bologna, 2009
  42. Annual Scientific Meeting of the Malaysian Society of Gastroenterology and Hepatology. Lupsor M, Badea R, Vicas C, Nedevschi S, Grigorescu M, Stefanescu H, Radu C, Crisan D, Socaciu M, Sparchez Z, Serban A. The performance of attenuation coefficient computed on the ultrasound image in quantifying liver steatosis in nonalcoholic steatohepatitis patients. 14-16 August 2009. Langkawi Kedah, Malaysia. Lupsor M, Badea R, Vicas C, Nedevschi S, Ștefănescu H, Grigorescu M, Radu C, Crisan D, Spârchez Z. Performanța determinării coeficientului de atenuare al ultrasunetelor comparativ cu examinarea ultrasonografică “uzuală” pentru cuantificarea steatozei la pacienții cu steatohepatită nonalcolică. 2010
  43. EASL Monothematic Conference on Evaluation of disease severity and prognosis in chronic liver disease, Feier D, Badea R, Lupsor M, Stefanescu H, Crisan D, Radu C, Maniu A. Ultrasound contrast enhanced hepatic vein transit time in the diagnosis of liver cirrhosis – a meta-analysis. Proceedings of the EASL Monothematic Conference on Evaluation of disease severity and prognosis in chronic liver disease, Nice, France, January 28-29, 2011
  44. EASL Monothematic Conference on Evaluation of disease severity and prognosis in chronic liver disease. Lupsor M, Badea R, Stefanescu H, Grigorescu M, Radu C, Crisan D, Serban A, Sparchez Z, Maniu A. Performance of transient elastography for the diagnosis of fibrosis in nonalcoholic steatohepatitis. factors determining the diagnosis discordances. Nice, France, January 28-29, 2011
  45. EASL Monothematic Conference on Evaluation of disease severity and prognosis in chronic liver disease. Lupsor M, Badea R, Stefanescu H, Feier D, Serban A, Sparchez Z, Radu C, Crisan D, Maniu A. The diagnosis performance of ultrasonic transient elastography for noninvasive assessment of liver fibrosis in 1138 chronic hepatitis C patients. Nice, France, January 28-29, 2011
  46. EASL 46th Annual Meeting. M. Lupsor, R. Badea, H. Stefanescu, D. Feier, D. Crisan, C. Radu, A. Serban, Z. Sparchez, A. Maniu. Performance of acoustic radiation force impulse imaging in the noninvasive assessment of liver fibrosis, in comparison to FIB4 score. Germany, Berlin, March 30 - April 03, 2011
  47. EASL 46th Annual Meeting. C. Radu, M. Grigorescu, M. Lupșor, C. Vicaș, S Nedevschi, R. Badea, Z. Spârchez, D. Crisan, Al. Serban. Comparison between three non-invasive methods for the diagnosis of steatosis in non-alcoholic fatty liver disease: Attenuation coefficient computed on the ultrasounds image, adiponectin and steatostest.Germany, Berlin, March 30 - April 03, 2011;

48. DDW (Digestive Disease Week). Tantau M, Crisan D, Popa D, Tantau A. A prospective follow-up of acute gastric variceal hemorrhage treatment: band ligation vs N-Butyl -2-Cyanoacrylate Injection. USA, Orlando, May 2013
49. UEGW Berlin 2013. Alina Tantau, Voicu Mercea, Dana Crisan, Marcel Tantau. Risk factors and endoscopic treatment of recurrent cholelithiasis - data from a highly experienced center in ERCP. Germany, Berlin, oct 2013
50. UEGW Berlin 2013. Tantau M, Mercea V, Crisan D, Tantau A, Mester G, Vesa S. Therapeutic ERCP in cholelithiasis – a ten year - experience of a single center. Germany, Berlin, oct 2013
51. UEGW Berlin 2013. Corina Radu\* , M.D Grigorescu\*, D. Crisan, D. Damian, P Szanto, A. Habic, M. Grigorescu. IL-28B polymorphism is a predictive factor for sustained virologic response, insulin resistance and liver steatosis in chronic hepatitis C infection. Germany, Berlin, oct 2013
52. EASL London. A. Tantau, M. Tantau, P. Szanto, D. Crisan, I. Visovan, V. Negrean, D. Sampelean. Non-alcoholic fatty liver disease (nafld) and the risk of colorectal adenomas and advanced neoplasm. a prospective study. UK, London, april 2014
53. EASL Londra. B. Procopet, O. Farcau, D. Crisan, H. Stefanescu, M. Balagel, D. Feier, C. Radu, M. Grigorescu. The role of metabolic syndrome and its components in short term decompensation risk in patients with cirrhosis. UK, London, april 2014
54. EASL Vienna 2015 Procopet B, Epure A, Filip L, Grigorescu M, Habic A, Radu C, Tantau M, Crisan D. Malnutrition and adherence to nutritional recommendation in patients with cirrhosis. Austria, Viena, april 2015
55. EASL Viena M. Lupsor-Platon, C. Vicas, S. Nedevschi, H. Stefanescu, C. Radu, D. Crisan, Z. Sparchez, A. Serban, and others. The use of the attenuation coefficient computed on the ultrasonic image could improve the specificity of the classical ultrasonographic examination for the assessment of steatosis grade in diffuse liver diseases patients. Austria, Viena, 2015
56. UEGW Barcelona 2017. Crisan D, Radu C, Suci A, Stefanescu H, Romanciuc F, Socaciu C, Avram L, Grigorescu M. Metabolomics identifies progressive NAFLD. 25th uegweek. UEGW, Barcelona, octombrie 2017
57. UEGW Viena 2018. Crisan D, Suci A, Stefanescu H, Romanciuc F, Socaciu C, Grigorescu M, Avram L, Radu C. New markers for steatosis assessment in NAFLD - the importance of metabolomics. P1268 26<sup>th</sup> uegweek. Vienna 2018
58. Update in Hepatology Course- Bucharest 2019
59. Update in Hepatology Course – online 2020. NAFLD/NASH: World's biggest epidemic. Case presentation. Crisan D
60. Scoala de vara de Gastroenterologie, online, 2020. Afectarea cardio-vasculară în patologia oncologică digestivă. Cardio-oncologia. Crisan D.
61. Update in Hepatology Course Bucharest 2021. NAFLD/NASH-induced gut microbial alteration and therapeutic perspectives. Crisan D
62. Congresul National de Gastroenterologie si Hepatologie, Mamaia, Romania, 2021. Metabolomics in NAFLD
63. Scoala de vara de Gastroenterologie, online, 2021. Valoarea markerilor inflamatori și hematologici în diagnosticul și prognosticul CHC – rezultate preliminare ale studiului național multicentric
64. UEGW 2021- online
65. Update in Hepatology Course Bucharest 2022. Gut microbiome and NAFLD: A complex connection – Dana Crisan, Cluj-Napoca

## Lista cărților publicate

### Cărți și capitole în edituri internaționale de prestigiu

Nr. crt.	TITLUL lucrării / capitolului/	Calitatea	Carte/capitol	Nr. pag.	Editura	Localitatea	Anul

### Cărți și capitole în edituri internaționale + românești

Nr. crt.	TITLUL lucrării / capitolului/	Calitatea	Carte/capitol	Nr. pag.	Editura	Localitatea	Anul
1	Radiofrequency ablation and photodynamic therapy in biliary malignancy. In: J Albert, L. Aabakken, M., Barthet, O. Le Moine, S. Seewald (eds). Au: Tantau M, <b>Crisan D.</b>	Coautor capitol <b>carte internaționala</b>	Endoscopic Retrograde Cholangio Pancreatography (ERCP) – Current Practice and Future perspective.	13	International Medical Publishers (London, Boston)UNI-MED Verlag AG,D-28323 Bremen ISBN 978-3-8374-1485-1 ISBN 978-1-84815-224-3	Bremen, Germany	2015
2	Role of ERCP in acute biliary pancreatitis. In: J. Albert, L. Aabakken, M. Barthet, O. Le Moine, S. Seewald (eds). Au: Tantau M, <b>Crisan D.</b>	Coautor capitol <b>carte internaționala</b>	Endoscopic Retrograde Cholangio Pancreatography (ERCP) – Current Practice and Future perspective.	15	International Medical Publishers (London, Boston)UNI-MED Verlag AG,D-28323 Bremen ISBN 978-3-8374-1485-1 ISBN 978-1-84815-224-3	Bremen, Germany	2015
3	Tratat de Oncologie- Vol II. Cancerul ficatului, cailor biliare si pancreasului -Terapia fotodinamica paleativa Au: M Tantau, <b>D Crisan</b> , O Mosteanu	Coautor capitol	Tratat de Oncologie- Vol II. Cancerul ficatului, cailor biliare si pancreasului	6 (558-564)	Editura Academiei Române	Bucuresti	2014
4	Tratat de Oncologie- Vol II. Cancerul	Autor capitol	Tratat de Oncologie- Vol	11	Editura Academiei		2014

	ficatului, cailor biliare si pancreasului - Profilaxia colangiocarcinomului Au: <b>D Crisan</b>		II. Cancerul ficatului, cailor biliare si pancreasului	(564-575)	Române		
5	Tratat de Oncologie- Vol III. Cancerul colonului si rectului - Profilaxia Au: <b>D Crisan</b>	Autor capitol	Tratat de Oncologie- Vol III. Cancerul colonului si rectului	17 (498-515)	Editura Academiei Române	Bucuresti	2015
6	Tratat de Oncologie- Vol III. Tumorile neuroendocrine. Tumorile neuroendocrine intestinale Au: <b>D Crisan</b>	Autor capitol	Tratat de Oncologie- Vol III.	11 (733-744)	Editura Academiei Române	Bucuresti	2015
7	Tratat de Chirurgie. Uro-oncologie. Tumorile renale. Diagnosticul clinic. Au: <b>D Crisan</b> , I Andras	Coautor capitol	Tratat de Chirurgie. Uro-oncologie.	3 (56-59)	Editura Academiei Române	Bucuresti	2016
8	Tratat de Chirurgie. Uro-oncologie. Tumorile renale. Stadializarea cancerului renal. Au: <b>D Crisan</b> , I Andras	Coautor capitol	Tratat de Chirurgie. Uro-oncologie.	4 (74-78)	Editura Academiei Române Editura Academiei Române	Bucuresti	2016
9	Tratat de Chirurgie. Uro-oncologie. Cancerul de prostate. Chemoprofilaxia cancerului de prostata. Au: <b>D Crisan</b> , I Andras	Coautor capitol	Tratat de Chirurgie. Uro-oncologie.	3 (306-309)	Editura Academiei Române Editura Academiei Române	Bucuresti	2016
10	Pancreatitele acute si cronice. Factori predictivi ai severitatii pancreatitei acute Au: M Grigorescu, <b>D Crisan</b>	Coautor capitol	Pancreatitele acute si cronice	10 (120-130)	Editura Academiei Române	Bucuresti	2018
11	Pancreatitele acute si cronice. Diagnsticul pozitiv al pancreatitei cronice Au: <b>D Crisan</b>	Autor capitol	Pancreatitele acute si cronice	10 (519-529)	Editura Academiei Române	Bucuresti	2018
12	Gastroenterologie si hepatologie clinica. Evaluarea nonin vaziva a fibrozei hepatice. Au: I Sporea, <b>D Crisan</b> , M Grigorescu	Coautor capitol	Gastroenterologie si hepatologie clinica	13 (1039-1052)	Editura Medicala	Bucuresti	2018

13	Hipertensiunea portala M Grigorescu, M Beuran, B Procopet, H Stefanescu, <b>D Crisan</b> , M Tantau	<b>Coordona tor</b>	Hipertensiunea portala	652	Editura Academiei Române	Bucuresti	2020
14	Hipertensiunea portala Markeri serologici neinvazivi in hipertensiunea portala <b>D Crisan</b>	Autor capitol	Hipertensiunea portala	10 (154- 165)	Editura Academiei Române	Bucuresti	2020
15	Hipertensiunea portala Prognostic <b>D Crisan</b>	Autor capitol	Hipertensiunea portala	12 (176- 188)	Editura Academiei Române	Bucuresti	2020
16	Hipertensiunea portala Principii de tratament- Tratamentul farmacologic M Grigorescu, <b>D Crisan</b>	Coautor capitol	Hipertensiunea portala	17 (205- 2220)	Editura Academiei Române	Bucuresti	2020
17	Hipertensiunea portala Hidrotoracele cirotic <b>D Crisan</b>	Autor capitol	Hipertensiunea portala	5 (307- 312)	Editura Academiei Române	Bucuresti	2020
18	Hipertensiunea portala Complicatii pulmonare- Sindromul hepato- pulmonar <b>D Crisan</b>	Autor capitol	Hipertensiunea portala	8 (404- 412)	Editura Academiei Române	Bucuresti	2020
19	Hipertensiunea portala Hipertensiunea portala necirotica – Diagnostic pozitiv si diferential BS Gaspar, B Stoica, <b>D Crisan</b>	Coautor capitol	Hipertensiunea portala	8 (529- 537)	Editura Academiei Române	Bucuresti	2020
20	What is New in Gastroenterology and Hepatology Emerging techniques for assessment of chronic liver diseases: the “omics” cascade	Autor capitol <b>carte internatio nala</b>	What is New in Gastroenterology and Hepatology	10 (220- 230)	Bentham Science Publishers Ltd.	United Arab Emirates	2021

#### Cărți și capitole edituri de top din România

Nr. crt.	TITLUL	Calitatea	Carte/capitol	Nr. pag.	editura	Localitatea	Anul
1	Hepatita cronica virala C- boala metabolica Au: C Radu, MD Grigorescu, <b>D Crisan</b>	Coautor capitol	Actualitati in diagnosticul si tratamentul hepatitelor cronice virale	13 (18-31)	Editura Medicala Universita ra „Iuliu Hatieganu ” Cluj- Napoca	Cluj-Napoca	2008

2	Explorarea morfologica si neinvaziva serologica in infectia virala C Au: M Grigorescu, MD Grigorescu, <b>D Crisan</b> , C Radu	Coautor capitol	Actualitati medico-chirurgicale in patologia digestiva	18 (501-519)	Editura Medicala Universitara „Iuliu Hatieganu” Cluj-Napoca	Cluj-Napoca	2010
3	Infectia cu virusul SARS-COV2 - evenimente inopinate intraspitalicesti in cadrul abordarii multidisciplinare	Coautor capitol	Medicina de la teorie la practica. Presentari de cazuri. Nr 1/2021	19 (71-90)	Casa Cartii de Stiinta	Cluj-Napoca	2021
4	Complicatii hemoragice pe tesut sanatos versus tesut patologic in infectia SARS-COV2	Coautor capitol	Medicina de la teorie la practica. Presentari de cazuri. Nr 2/2021	18 (7-25)	Casa Cartii de Stiinta	Cluj-Napoca	2021
5	Sindromul <i>buried bumper</i> : complicatie rara a gastrostomei percutane endoscopice. Presentare de caz	Coautor capitol	Medicina de la teorie la practica. Presentari de cazuri. Nr 3/2021	11 (89-100)	Casa Cartii de Stiinta	Cluj-Napoca	2021
6.	Hernie Amyand	Coautor capitol	Medicina de la teorie la practica. Presentari de cazuri. Nr 3/2021	8 (80-88)	Casa Cartii de Stiinta	Cluj-Napoca	2021

#### Cărți și capitole alte edituri cu ISBN

Nr. crt.	TITLUL	Calitatea	Carte/capitol	nr. pag.	editura	Localitatea	Anul
1	Pancolită ulcerativă formă severă complicată cu infecție recidivantă cu Clostridium difficile și fistule rectale multiple	Autor capitol	Cazuri clinice. Presentari de medicala si chirurgie. Vol VIII	15 (90-105)	Editura Bioflux	Cluj-Napoca	2019
2	Hiponatremia-biomarker potențial în diagnosticarea precoce a neoplasmului pulmonar	Coautor capitol	Cazuri clinice. Presentari de medicala si chirurgie. Vol XII	14 (7-21)	Editura Bioflux	Cluj-Napoca	2020
3	Colangiocarcinom intrahepatic cu	Autor capitol	Cazuri clinice. Presentari de	13 (58-71)	Editura Bioflux	Cluj-Napoca	2020

	determinări secundare multiple la un pacient cu ciroză hepatică virală B+D și policitemia vera		medicală și chirurgie. Vol XIII				
4	Pacientă cu cancer, boală tromboembolică și tromboflebită superficială nevaricoasă	Coautor capitol	Cazuri clinice. Prezentări de medicală și chirurgie. Vol XIII	24 (72-96)	Editura Bioflux	Cluj-Napoca	2020
5	Trombembolism venos cu etiologie plurifactorială- un caz intricat	Coautor capitol	Cazuri clinice. Prezentări de medicală și chirurgie. Vol XIV	18 (61-79)	Editura Bioflux	Cluj-Napoca	2021

Carti sau cursuri publicate cu destinatie universitara:

Nr. crt.	TITLUL lucrării / capitolului/ nr. pag.	sub redactia: / titlul	editura	Localitatea	Anul	Nr. pag
1	Nursing up-to-date Manual pentru studenti anul III Asistenta Medicală Generală - Autor	Nursing up-to-date Manual pentru student anul III Asistenta Medicală Generală Coordonator Elisabeta Ioana Hiriscau	Editura Medicală Universitară "Iuliu Hatieganu"	Cluj-Napoca	2020	212
2	Semiologia ficatului, veziculei și cailor biliare - Autor capitol	Semiologie medicală pentru programul de studii Asistenta Medicală Generală – Facultatea de Medicină. Cordonator Sorin Crisan	Editura Medicală Universitară "Iuliu Hatieganu"	Cluj-Napoca	2020	20 (341-361)
3	Semiologia pancreasului - Autor capitol	pentru programul de studii Asistenta Medicală Generală – Facultatea de Medicină. Cordonator Sorin Crisan	Editura Medicală Universitară "Iuliu Hatieganu"	Cluj-Napoca	2020	16 (360-376)

Carti sau cursuri publicate cu destinatie postuniversitara:

Nr. crt.	TITLUL lucrării / capitolului/ nr. pag.	sub redactia: / titlul	Editura	Localitatea	Anul	Nr. pag

## IMPORTANT :

A. Cauze de invalidare a unei carti publicate:

Date incomplete de identificare

B. Modalitatea de prezentare a activitatii stiintifice :

1. Numerotarea lucrarilor se va face în ordinea progresiva a zilei, lunii si a anului publicarii.
2. Pentru fiecare decada se organizeaza un tabel separat.

C. Amânarea avizării dosarului, de către comisia de avizare, pâna la lamurirea situației candidatului :  
Suspiciunea de plagiat daca exista documente prin care se atesta ca Oficiul Român pentru Drepturi de Autor a fost sesizat privind plagiatul al carui autor candideaza pentru un post universitar.

D. Excluderea din concurs

1. Plagiatul dovedit

Identificarea unei lucrari ca publicatie duala cu exceptia celor publicate în limbi diferite : ex. româna - franceza sau româna - engleza etc.

Publicatie duala inclusa de candidat ca doua carti separate.



## Lista de articole științifice

### 1. Articole publicate in extenso în reviste și volumele unor manifestari științifice indexate ISI, Web of Science, Core collection.

Autor principal

Nr. Cr t.	Titlul	Autorii	Calitatea autorului <sup>1</sup>	Revista, volum, nr. pagini	Factorul de impact <sup>2</sup>	Quartila	Anul <sup>3</sup>	Link al lucrării
1	Hepatic and skin metastases after laparoscopic radical prostatectomy for prostate cancer.	Coman I, Crisan N, Petrut B, Bungardean C, Cristea T, <b>Crisan D</b>	Ultim autor	J Gastrointestin Liver Dis. 2007 Sep;16(3):333-5.	-	-	2007	<a href="https://www.webofscience.com/wos/woscc/full-record/WOS:000258880400021">https://www.webofscience.com/wos/woscc/full-record/WOS:000258880400021</a>
2	Acute diverticulitis – an unusual cause of liver abscesses in a young man: a case report.	Al Hajjar N, <b>Crișan D</b> , Grigorescu M, Boruah P.	Autor corespondent	Chirurgia (Bucur). 2012 Mar-Apr;107(2):267-72	0,5	-	2012	<a href="https://pubmed.ncbi.nlm.nih.gov/22712362/">https://pubmed.ncbi.nlm.nih.gov/22712362/</a>
3	Prospective non-invasive follow-up of liver fibrosis in patients with chronic hepatitis C.	<b>Crisan D</b> , Radu C, Grigorescu MD, Lupsor M, Feier D, Grigorescu M.	Prim autor	J Gastrointestin Liver Dis. 2012 Dec;21(4):375-82.	1,85	Q3	2012	<a href="https://apps.webofknowledge.com/full_record.do?product=WOS&amp;search_mode=MarkedList&amp;qid=123&amp;SID=F1ehFgDxVY7nYzLiQZ7&amp;page=1&amp;doc=24&amp;colName=WOS">https://apps.webofknowledge.com/full_record.do?product=WOS&amp;search_mode=MarkedList&amp;qid=123&amp;SID=F1ehFgDxVY7nYzLiQZ7&amp;page=1&amp;doc=24&amp;colName=WOS</a>
4	Two or more synchronous combination of noninvasive tests to increase accuracy of liver fibrosis assesment in chronic hepatitis C;	<b>Crișan D</b> , Radu C, Lupșor M, Sparchez Z, Grigorescu MD, Grigorescu M.	Prim autor	Hepat Mon. 2012 Mar;12(3):177-84	2,19	Q3	2012	<a href="https://apps.webofknowledge.com/full_record.do?product=WOS&amp;search_mode=MarkedList&amp;qid=134&amp;SID=F1ehFgD">https://apps.webofknowledge.com/full_record.do?product=WOS&amp;search_mode=MarkedList&amp;qid=134&amp;SID=F1ehFgD</a>

	results from a cohort of 446 patients.							<a href="https://apps.webofknowledge.com/full_record.do?product=WOS&amp;search_mode=MarkedList&amp;qid=113&amp;SID=F1ehFgDxVY7nYzLiQZ7&amp;page=1&amp;doc=26&amp;colName=WOS">xVY7nYzLiQZ7&amp;page=1&amp;doc=26&amp;colName=WOS</a>
5	Band ligation vs. N-Butyl-2-cyanoacrylate injection in acute gastric variceal bleeding: a prospective follow-up study.	Tantau M, <b>Crisan D</b> , Popa D, Vesa S, Tantau A.	Autor corespondent	Ann Hepatol. 2013 Jan-2014 Feb;13(1):75-83	<b>2,19</b>	<b>Q3</b>	<b>2013</b>	<a href="https://apps.webofknowledge.com/full_record.do?product=WOS&amp;search_mode=MarkedList&amp;qid=113&amp;SID=F1ehFgDxVY7nYzLiQZ7&amp;page=1&amp;doc=22&amp;colName=WOS">https://apps.webofknowledge.com/full_record.do?product=WOS&amp;search_mode=MarkedList&amp;qid=113&amp;SID=F1ehFgDxVY7nYzLiQZ7&amp;page=1&amp;doc=22&amp;colName=WOS</a>
6	Tumor characteristics and surgical therapy influence the outcome of gastrointestinal stromal tumors.	Al Hajjar N, Habic A, Bartos A, <b>Crisan D</b> .	Ultim autor	Gastrointestin Liver Dis. 2014 Mar;23(1):102-3.	<b>2,12</b>	Q3	2014	<a href="https://www.webofscience.com/wos/woscc/full-record/WOS:000335877600024">https://www.webofscience.com/wos/woscc/full-record/WOS:000335877600024</a>
7	Metabolomics for genomics: the role of vitamin D in nonalcoholic fatty liver disease.	<b>Crisan D</b> , Radu C, Suciu A, Grigorescu MD, Stefanescu H, Romanciuc F, Socaciu C, Grigorescu M.	Prim autor	J Gastrointestin Liver Dis. 2015 Sep;24(3):394-5.	<b>1,89</b>	Q3	2015	<a href="https://www.webofscience.com/wos/woscc/full-record/WOS:000361923600022">https://www.webofscience.com/wos/woscc/full-record/WOS:000361923600022</a>
8	High levels of serum homocysteine in non-alcoholic steatohepatitis.	Leach NV, Dronca E, Craciun EC, <b>Crisan D</b>	Ultim autor	Eur J Intern Med. 2016	<b>2,96</b>	Q1	2016	<a href="https://apps.webofknowledge.com/full_record.do?product=WOS&amp;search_mode=MarkedList&amp;qid=80&amp;SID=F1ehFgDxVY7nYzLiQZ7&amp;page=1&amp;doc=15&amp;colName=WOS">https://apps.webofknowledge.com/full_record.do?product=WOS&amp;search_mode=MarkedList&amp;qid=80&amp;SID=F1ehFgDxVY7nYzLiQZ7&amp;page=1&amp;doc=15&amp;colName=WOS</a>

9	Hepatitis C in nonobese nondiabetic patients: Insulin resistance and the metabolic syndrome make a difference.	<b>Crisan D</b> , Radu C, Suciuc A, Leach N, Stefanescu H, Avram L, Crisan N, Grigorescu M.	Prim autor	J Viral Hepat. 2017 Jan;24(1):86-87.	<b>4,12</b>	Q1	2017	<a href="https://apps.webofknowledge.com/full_record.do?product=WOS&amp;search_mode=MarkedList&amp;qid=75&amp;SID=F1ehFgDxVY7nYzLiQZ7&amp;page=1&amp;doc=14&amp;colName=WOS">https://apps.webofknowledge.com/full_record.do?product=WOS&amp;search_mode=MarkedList&amp;qid=75&amp;SID=F1ehFgDxVY7nYzLiQZ7&amp;page=1&amp;doc=14&amp;colName=WOS</a>
10	Interferon- $\gamma$ -inducible protein-10 in chronic hepatitis C: Correlations with insulin resistance, histological features & sustained virological response.	<b>Crisan D</b> , Grigorescu MD, Radu C, Suciuc A, Grigorescu M.	Prim autor	Indian J Med Res. 2017 Apr;145(4):543-550.	<b>1,53</b>	Q3	2017	<a href="https://apps.webofknowledge.com/full_record.do?product=WOS&amp;search_mode=MarkedList&amp;qid=63&amp;SID=F1ehFgDxVY7nYzLiQZ7&amp;page=1&amp;doc=12&amp;colName=WOS">https://apps.webofknowledge.com/full_record.do?product=WOS&amp;search_mode=MarkedList&amp;qid=63&amp;SID=F1ehFgDxVY7nYzLiQZ7&amp;page=1&amp;doc=12&amp;colName=WOS</a>
11	MRI-TRUS fusion guided prostate biopsy - initial experience and assessment of the role of contralateral lobe systematic biopsy.	Andras I, <b>Crisan D</b> , Cata E, Tamas-Szora A, Caraiani C, Coman RT, Bungardean C, Mirescu C, Coman I, Crisan N.	Autor corespondent	Med Ultrason. 2019 Feb 17;21(1):37-44. doi: 10.11152/mu-1705	<b>1,67</b>	Q3	2019	<a href="https://apps.webofknowledge.com/full_record.do?product=WOS&amp;search_mode=MarkedList&amp;qid=48&amp;SID=F1ehFgDxVY7nYzLiQZ7&amp;page=1&amp;doc=9&amp;colName=WOS">https://apps.webofknowledge.com/full_record.do?product=WOS&amp;search_mode=MarkedList&amp;qid=48&amp;SID=F1ehFgDxVY7nYzLiQZ7&amp;page=1&amp;doc=9&amp;colName=WOS</a>
12	Organ sparing management in rectal cancer. Are we there yet?	Andras D, <b>Crisan D</b> , Avram L, Caziuc A, Bintintan V, Coman RT, Portik D, Ionescu B,	Autor corespondent	Ann Ital Chir. 2019 Jul 29;90. pii: S0003469X19030793.	<b>0,79</b>	Q3	2019	<a href="https://apps.webofknowledge.com/full_record.do?product=WOS&amp;search_mode=MarkedList&amp;qid=36&amp;SID=F1ehFgDxVY7">https://apps.webofknowledge.com/full_record.do?product=WOS&amp;search_mode=MarkedList&amp;qid=36&amp;SID=F1ehFgDxVY7</a>

		Hopartan C, Crisan N, Eniu D, Coman I, Dindelegan G.						<a href="https://apps.webofknowledge.com/full_record.do?product=WOS&amp;search_mode=MarkedList&amp;qid=42&amp;SID=F1ehFgDxVY7nYzLiQZ7&amp;page=1&amp;doc=8&amp;colName=WOS">nYzLiQZ7&amp;page=1&amp;doc=7&amp;colName=WOS</a>
13	Association between PNPLA3[G]/I148M variant, steatosis and fibrosis stage in hepatitis C virus - genetic matters.	<b>Crisan D</b> , Grigorescu M, Crisan N, Craciun R, Lupsor M, Radu C, Grigorescu MD, Suciu A, Epure F, Avram L, Leach N.	Prim autor	J Physiol Pharmacol. 2019 Aug;70(4).	<b>2,64</b>	Q2	2019	<a href="https://apps.webofknowledge.com/full_record.do?product=WOS&amp;search_mode=MarkedList&amp;qid=42&amp;SID=F1ehFgDxVY7nYzLiQZ7&amp;page=1&amp;doc=8&amp;colName=WOS">https://apps.webofknowledge.com/full_record.do?product=WOS&amp;search_mode=MarkedList&amp;qid=42&amp;SID=F1ehFgDxVY7nYzLiQZ7&amp;page=1&amp;doc=8&amp;colName=WOS</a>
14	SERS-Based Liquid Biopsy of Gastrointestinal Tumors Using a Portable Raman Device Operating in a Clinical Environment.	Avram L, Iancu SD, Stefanu A, Moisoiu V, Colnita A, Marconi D, Donca V, Buzdugan E, Craciun R, Leopold N, Crisan N, Coman I, <b>Crisan D</b> .	Ultim autor	J Clin Med. 2020 Jan 13;9(1):212. doi: 10.3390/jcm9010212. IF=5,6, Q1	<b>5,6</b>	Q1	2020	<a href="https://apps.webofknowledge.com/full_record.do?product=WOS&amp;search_mode=MarkedList&amp;qid=30&amp;SID=F1ehFgDxVY7nYzLiQZ7&amp;page=1&amp;doc=6&amp;colName=WOS">https://apps.webofknowledge.com/full_record.do?product=WOS&amp;search_mode=MarkedList&amp;qid=30&amp;SID=F1ehFgDxVY7nYzLiQZ7&amp;page=1&amp;doc=6&amp;colName=WOS</a>
15	Neutrophil-to-lymphocyte ratio: a hidden gem in predicting neoadjuvant treatment response in locally advanced rectal cancer?	Andras D, <b>Crisan D</b> , Craciun R, Nemes A, Caziuc A, Drasovean R, Seicean R, Scurtu R, Bințișan V, Eniu D, Coman I, Dindelegan G.	Autor corespondent	J BUON. 2020 May-Jun;25(3):1436-1442.	<b>1,69</b>	Q3	2020	<a href="https://apps.webofknowledge.com/full_record.do?product=WOS&amp;search_mode=MarkedList&amp;qid=26&amp;SID=F1ehFgDxVY7nYzLiQZ7&amp;page=1&amp;doc=5&amp;colName=WOS">https://apps.webofknowledge.com/full_record.do?product=WOS&amp;search_mode=MarkedList&amp;qid=26&amp;SID=F1ehFgDxVY7nYzLiQZ7&amp;page=1&amp;doc=5&amp;colName=WOS</a>

16	Different clinical significance of ASAP/HGPIN pattern in systematic vs. MRI-US fusion guided prostate biopsy.	Andras I, Telecan T, <b>Crisan D</b> , Cata E, Kadula P, Andras D, Bungardean M, Coman I, Crisan N.	Autor corespondent	Exp Ther Med. 2020 Dec;20(6):195. doi: 10.3892/etm.2020.9325. Epub 2020 Oct 14. IF=1,78	<b>1,78</b>	Q3	2020	<a href="https://apps.webofknowledge.com/full_record.do?product=WOS&amp;search_mode=MarkedList&amp;qid=10&amp;SID=F1ehFgDxVY7nYzLiQZ7&amp;page=1&amp;doc=1&amp;colName=WOS">https://apps.webofknowledge.com/full_record.do?product=WOS&amp;search_mode=MarkedList&amp;qid=10&amp;SID=F1ehFgDxVY7nYzLiQZ7&amp;page=1&amp;doc=1&amp;colName=WOS</a>
17	Recent advances in surface-enhanced Raman spectroscopy based liquid biopsy for colorectal cancer (Review).	Avram L, Stefancu A, <b>Crisan D</b> , Leopold N, Donca V, Buzdugan E, Craciun R, Andras D, Coman I.	Autor corespondent	Exp Ther Med. 2020 Dec;20(6):213. doi: 10.3892/etm.2020.9342. IF=1,78	<b>1,78</b>	Q3	2020	<a href="https://apps.webofknowledge.com/full_record.do?product=WOS&amp;search_mode=MarkedList&amp;qid=14&amp;SID=F1ehFgDxVY7nYzLiQZ7&amp;page=1&amp;doc=2&amp;colName=WOS">https://apps.webofknowledge.com/full_record.do?product=WOS&amp;search_mode=MarkedList&amp;qid=14&amp;SID=F1ehFgDxVY7nYzLiQZ7&amp;page=1&amp;doc=2&amp;colName=WOS</a>
18	Malnutrition and non-compliance to nutritional recommendations in patients with cirrhosis are associated with a lower survival.	<b>Crisan D</b> , Procopet B, Epure A, Stefanescu H, Suciuc A, Fodor A, Mois E, Craciun R, Crisan N.	Prim autor	World J Hepatol. 2020 Oct 27;12(10):829-840- (revista e indexata in Emerging Source of Citation Index, o ramura a Thomson Reuters, dar care nu primeste inca factor de impact)	-	-	2020	<a href="https://www.webofscience.com/wos/woscc/full-record/WOS:000591364100011">https://www.webofscience.com/wos/woscc/full-record/WOS:000591364100011</a>
19	Hepatic Hydrothorax-An Independent Decompensating Event	Matei D, Craciun R, <b>Crisan D</b> , Procopet B,	Autor corespondent	J Clin Med. 2021 Aug 20;10(16):3688.	<b>4,24</b>	Q1	2021	<a href="https://www.webofscience.com/wos/woscc/full-record/WOS:000811111100001">https://www.webofscience.com/wos/woscc/full-record/WOS:000811111100001</a>

	Associated with Long-Term Mortality in Patients with Cirrhosis.	Mocan T, Pasca S, Zaharie R, Popovici B, Sparchez Z.		doi: 10.3390/jcm10163688. IF=4,24 Q1				<a href="https://www.webofscience.com/wos/woscc/full-record/WOS:000690474600001">record/WOS:000690474600001</a>
20	Predictive factors of failure to control bleeding and 6-week mortality after variceal hemorrhage in liver cirrhosis – a tertiary referral center experience.	Matei D, <b>Crisan D</b> , Procopet B, Groza I, Furnea B, Levi C, Tantau M.	Autor corespondent	Arch Med Sci. 2021 Jan 11;18(1):52-61. doi: 10.5114/aoms/97206. eCollection 2022.	<b>3,3</b>	Q2	2021	<a href="https://www.webofscience.com/wos/woscc/full-record/WOS:000746011600007">https://www.webofscience.com/wos/woscc/full-record/WOS:000746011600007</a>
21	Digestive Toxicities Secondary to Immune Checkpoint Inhibition Therapy - Reports of Rare Events. A Systematic Review.	Radulescu L, <b>Crisan D</b> , Grapa C, Radulescu D.	Autor corespondent	J Gastrointestin Liver Dis. 2021 Dec 21;30(4):506-516. doi: 10.15403/jgld-3671.	<b>2,00</b>	Q3	2021	<a href="https://www.webofscience.com/wos/woscc/full-record/WOS:000735765200015">https://www.webofscience.com/wos/woscc/full-record/WOS:000735765200015</a>
22	Liver Injury and Elevated FIB-4 Define a High-Risk Group in Patients with COVID-19.	<b>Crisan D</b> , Avram L, Grapa C, Dragan A, Radulescu D, Crisan S, Grosu A, Militaru V, Buzdugan E, Stoicescu L, Radulescu L, Ciovicescu F, Jivanescu DB, Mocan O, Micu B, Donca V, Marinescu L, Macarie A, Rosu M, Nemes A, Craciun R.	Prim autor	J Clin Med. 2021 Dec 28;11(1):153. doi: 10.3390/jcm11010153. Q1	<b>4,24</b>	Q1	2022	<a href="https://www.webofscience.com/wos/woscc/full-record/WOS:000748245200001">https://www.webofscience.com/wos/woscc/full-record/WOS:000748245200001</a>

23	Gastrointestinal Manifestations and Treatment Options in Fabry Disease Patients. A Systematic Review	Radulescu D, Crisan D, Militaru V, Buzdugan E, Stoicescu L, Grosu A, Vlad C, Grapa C, Radulescu ML.	Autor corespondent	J Gastrointestin Liver Dis. 2022 Mar 19;31(1):98-106. doi: 10.15403/jgld-3855.	<b>2,00</b>	Q3	2022	<a href="https://pubmed.ncbi.nlm.nih.gov/35306547/">https://pubmed.ncbi.nlm.nih.gov/35306547/</a>
24	Basic cardiovascular risk assessment in naïve patients with colon cancer	Radulescu L, Avram L, Buzdugan E, Crisan D, Grosu A, Grapa C, Stoicescu L, Donca V, Crisan S, Militaru V, Buzoianu A, Radulescu D.	Autor corespondent	Exp Ther Med. 2022 May;23(5):318. doi: 10.3892/etm.2022.11247. Epub 2022 Mar 9	<b>2,44</b>	Q3	2022	<a href="https://www.webofscience.com/wos/woscc/full-record/WOS:000777556500001">https://www.webofscience.com/wos/woscc/full-record/WOS:000777556500001</a>

<sup>1</sup> se va nota ( prim autor, autor corespondent, ultim autor, autor cu contribuții egale)

<sup>2</sup> se va nota factorul de impact în anul apariției articolului

<sup>3</sup> se va nota anul apariției articolului

### Coautor

Nr. Crt .	Titlul	Autorii	Revista, volum, nr. pagini	Factorul de impact <sub>2</sub>	Quartila	Anul <sup>3</sup>	Link al lucrării
1	Prevalence of the metabolic syndrome in patients with prostate cancer.	Coman I, Crisan N, Marian A, <b>Crisan D</b> , Hancu N.	J Gastrointestin Liver Dis. 2008 Jun;17(2):237-8	-	-	<b>2008</b>	<a href="https://www.webofscience.com/wos/woscc/full-record/WOS:000258970100026">https://www.webofscience.com/wos/woscc/full-record/WOS:000258970100026</a>

2	Metabolic Syndrome, Insulin Resistance and Adiponectin Level in Patients with Chronic Hepatitis C.	Grigorescu M, Radu C, <b>Crișan D</b> , Grigorescu MD, Șerban AI, Neculoiu D, Rusu M, Acalovschi M.	J Gastrointestin Liver Dis 2008; 17 :147-155.(ISI, ISSN: 1841-8724. PMID: 18568135).	-	-	<b>2008</b>	<a href="https://www.webofscience.com/wos/woscc/full-record/WOS:000258970100005">https://www.webofscience.com/wos/woscc/full-record/WOS:000258970100005</a>
3	Ultrasonographic diagnosis of nonalcoholic steatohepatitis based on the quantitative evaluation of the ultrasound beam behavior into the liver.	Lupșor M, Badea R, Vicaș C, Nedevschi S, Grigorescu M, Ștefănescu H, Radu C, <b>Crișan D</b> , Spârchez Z, Serban AI, Branda H.	2008 IEEE International Conference on Automation, Quality and Testing, Robotics (AQTR 2008), THETA 16th edition, Vol III, Proceedings 112-117, 2008. (ISI, ISBN: 978-1-4244-2576-1).	-	-	<b>2008</b>	<a href="https://www.webofscience.com/wos/woscc/full-record/WOS:000259080200016">https://www.webofscience.com/wos/woscc/full-record/WOS:000259080200016</a>
4	Comparison between attenuation coefficient computed on the ultrasound image and a biological marker, adiponectin, in the diagnosis of steatosis in non-alcoholic fatty liver disease.)	Grigorescu M, Radu C, Lupșor M, Vicaș C, Nedevschi S , Badea R, Spârchez Z, <b>Crișan D</b> , Serban AI.	2008 IEEE International Conference on Automation, Quality and Testing, Robotics (AQTR 2008), THETA 16th edition , Vol III, Proceedings:118-122, 2008.(ISI, ISBN:978-1-4244-2576-12--8	-	-	<b>2008</b>	<a href="https://www.webofscience.com/wos/woscc/full-record/WOS:000259080200017">https://www.webofscience.com/wos/woscc/full-record/WOS:000259080200017</a>
5	Prevalence and associated risk factors of non-alcoholic fatty liver disease in hospitalized patients.	Radu C, Grigorescu M, <b>Crișan D</b> , Lupșor M, Constatin D, Dina L.	J Gastrointestin Liver Dis 2008 ;17: 255-260. (ISI, ISSN:1841-8724 PMID: 18836616).	-	-	<b>2008</b>	<a href="https://www.webofscience.com/wos/woscc/full-record/WOS:000259656200002">https://www.webofscience.com/wos/woscc/full-record/WOS:000259656200002</a>
6	Performance of Unidimensional	Lupșor M, Badea R, Ștefănescu H, Grigorescu M, Serban A, Radu	J Gastrointestin Liver Dis 2010; 19 (1): 53-60 (ISI,	<b>1,8</b>	Q3	<b>2010</b>	<a href="https://www.webofscience.com/wos/">https://www.webofscience.com/wos/</a>



	Transient Elastography in Staging Non-Alcoholic Steatohepatitis.	C, <b>Crișan D</b> , Sparchez Z, Iancu S, Maniu A.	IF:1,265)				<a href="https://www.webofscience.com/wos/woscc/full-record/WOS:000280321200011">woscc/full-record/WOS:000280321200011</a>
7	A new and simple algorithm for the noninvasive assessment of esophageal varices in cirrhotic patients using serum fibrosis markers and transient elastography.	Stefanescu H, Grigorescu M, Lupsor M, Maniu A, <b>Crișan D</b> , Procopet B, Feier D, Badea R.	J Gastrointestin Liver Dis. 2011 Mar;20(1):57-64.	<b>1,81</b>	Q3	<b>2011</b>	<a href="https://www.webofscience.com/wos/woscc/full-record/WOS:000289044100011">https://www.webofscience.com/wos/woscc/full-record/WOS:000289044100011</a>
8	A novel pathophysiological-based panel of biomarkers for the diagnosis of nonalcoholic steatohepatitis.	Grigorescu M, <b>Crișan D</b> , Radu C, Grigorescu MD, Sparchez Z, Serban A.	J Physiol Pharmacol. 2012 Aug;63(4):347-53	<b>2,47</b>	Q3	<b>2012</b>	<a href="https://www.webofscience.com/wos/woscc/full-record/WOS:000310121200004">https://www.webofscience.com/wos/woscc/full-record/WOS:000310121200004</a>
9	ERCP on a cohort of 2,986 patients with cholelithiasis: a 10-year experience of a single center.	Tantau M, Mercea V, <b>Crișan D</b> , Tantau A, Mester G, Vesa S, Sparchez Z.	J Gastrointestin Liver Dis. 2013 Jun;22(2):141-7.	<b>1,84</b>	Q3	<b>2013</b>	<a href="https://www.webofscience.com/wos/woscc/full-record/WOS:000321156600005">https://www.webofscience.com/wos/woscc/full-record/WOS:000321156600005</a>
10	Serum homocysteine levels, oxidative stress and cardiovascular risk	Leach NV, Dronca E, Vesa SC, Sampelean DP, Craciun EC,	Eur J Intern Med. 2014 Oct;25(8):762-7	<b>2,8</b>	Q1	<b>2014</b>	<a href="https://www.webofscience.com/wos/woscc/full-">https://www.webofscience.com/wos/woscc/full-</a>

	in non-alcoholic steatohepatitis.	Lupsor M, <b>Crisan D</b> , Tarau R, Rusu R, Para I, Grigorescu M.					<a href="https://www.webofscience.com/wos/woscc/full-record/WOS:000343807000020">record/WOS:000343807000020</a>
11	The metabolic syndrome is not correlated with the short-term risk of decompensation in patients with cirrhosis.	Procopet B, Farcau O, Balagel M, <b>Crisan D</b> , Stefanescu H, Pop A, Fischer P, Habic A, Radu C, Tantau M, Grigorescu M.	J Gastrointestin Liver Dis. 2014 Dec;23(4):397-403	<b>2,20</b>	Q3	<b>2014</b>	<a href="https://www.webofscience.com/wos/woscc/full-record/WOS:000346692300011">https://www.webofscience.com/wos/woscc/full-record/WOS:000346692300011</a>
12	Lyso-phosphatidylcholine: A potential metabolomic biomarker for alcoholic liver disease?	Stefanescu H, Suciuc A, Romanciuc F, <b>Crisan D</b> , Procopet B, Radu C, Tantau M, Socaciu C, Grigorescu M.	Hepatology. 2016 Aug;64(2):678-9	<b>13,24</b>	Q1	<b>2016</b>	<a href="https://www.webofscience.com/wos/woscc/full-record/WOS:000380034500035">https://www.webofscience.com/wos/woscc/full-record/WOS:000380034500035</a>
13	Prostate ultrasound: back in business!	Crisan N, Andras I, Radu C, Andras D, Coman RT, Tucan P, Pislă D, <b>Crisan D</b> , Coman I.	Med Ultrason. 2017 Nov 29;19(4):423-429.	<b>1,18</b>	Q3	<b>2017</b>	<a href="https://www.webofscience.com/wos/woscc/full-record/WOS:000418329400011">https://www.webofscience.com/wos/woscc/full-record/WOS:000418329400011</a>
14	What's in Metabolomics for Alcoholic Liver Disease?	Suciuc AM, Crisan DA, Procopet BD, Radu CI, Socaciu C, Tantau MV, Stefanescu HO, Grigorescu M.	J Gastrointestin Liver Dis. 2018 Mar;27(1):51-58. doi: 10.15403/jgld.2014.1121.271.ald.	<b>1,7</b>	Q3	<b>2018</b>	<a href="https://www.webofscience.com/wos/woscc/full-record/WOS:000430656700010">https://www.webofscience.com/wos/woscc/full-record/WOS:000430656700010</a>
15	Combining SERS analysis of serum with PSA levels for improving the detection	Stefancu A, Moisoiu V, Couti R, Andras I, Rahota R, <b>Crisan D</b> , Pavel IE, Socaciu C, Leopold N, Crisan N.	Nanomedicine (Lond). 2018 Oct;13(19):2455-2467. doi: 10.2217/nmm-2018-0127.	<b>5,005</b>	Q1	<b>2018</b>	<a href="https://www.webofscience.com/wos/woscc/full-record/WOS:000450853900006">https://www.webofscience.com/wos/woscc/full-record/WOS:000450853900006</a>

	of prostate cancer.						
16	The geriatric workforce in Romania: the need to improve data and management.	Ungureanu MI, Brînzac MG, Forray A, Paina L, Avram L, Crişan DA, Donca V.	Eur J Public Health. 2020 Sep 1;30(Supplement_4):iv28-iv31. doi: 10.1093/eurpub/ckaa127.	<b>2,6</b>	Q2	<b>2020</b>	<a href="https://www.webofscience.com/wos/woscc/full-record/WOS:000581016600007">https://www.webofscience.com/wos/woscc/full-record/WOS:000581016600007</a>
17	Extrahepatic cholangiocarcinoma: Current status of endoscopic approach and additional therapies.	Tantau A, Mandrutiu A, Pop A, Zaharie R, Crisan D, Preda C, Tantau M, Mercea V.	World J Hepatol 13(2):166-186. Published online Feb 27, 2021. doi: 10.4254/wjh.v13.i2.166	-	-	<b>2021</b>	<a href="https://www.webofscience.com/wos/woscc/full-record/WOS:000627885900002">https://www.webofscience.com/wos/woscc/full-record/WOS:000627885900002</a>
18	MRI-US fusion guided prostate biopsy: how I do it.	Andras I, Cata ED, Crisan D, Andras D, Telecan T, Tartamus S, Buzoianu M, Maga A, Crisan N.	Med Ultrason. 2021 Apr 22. doi: 10.11152/mu-3039.	<b>1,61</b>	Q3	<b>2021</b>	<a href="https://www.webofscience.com/wos/woscc/full-record/WOS:000684952900015">https://www.webofscience.com/wos/woscc/full-record/WOS:000684952900015</a>
19	Biomarkers in Pancreatic Cancer as Analytic Targets for Nanomediated Imaging and Therapy.	Grapa CM, Mocan L, Crisan D, Florea M, Mocan T.	Materials (Basel). 2021 Jun 4;14(11):3083. doi: 10.3390/ma14113083. IF=3,62	<b>3,62</b>	Q2	<b>2021</b>	<a href="https://www.webofscience.com/wos/woscc/full-record/WOS:000660260500001">https://www.webofscience.com/wos/woscc/full-record/WOS:000660260500001</a>
20	Cardiotoxicity Associated with Chemotherapy Used in Gastrointestinal Tumours.	Radulescu LM, Radulescu D, Ciuleanu TE, Crisan D, Buzdugan E, Romitan DM, Buzoianu AD.	Medicina (Kaunas). 2021 Aug 6;57(8):806. doi: 10.3390/medicina57080806 . IF=2,43 Q2	<b>2,43</b>	Q2	<b>2021</b>	<a href="https://www.webofscience.com/wos/woscc/full-record/WOS:000689391800001">https://www.webofscience.com/wos/woscc/full-record/WOS:000689391800001</a>

21	SERS liquid biopsy: An emerging tool for medical diagnosis.	Moisoiu V, Iancu SD, Stefanu A, Moisoiu T, Pardini B, Dragomir MP, Crisan N, Avram L, Crisan D, Andras I, Fodor D, Leopold LF, Socaciu C, Bălint Z, Tomuleasa C, Elec F, Leopold N.	Colloids Surf B Biointerfaces. 2021 Aug 24;208:112064. doi: 10.1016/j.colsurfb.2021.112064. Q1	5,26	Q1	2021	<a href="https://www.webofscience.com/wos/woscc/full-record/WOS:000702833400004">https://www.webofscience.com/wos/woscc/full-record/WOS:000702833400004</a>

<sup>2</sup> se va nota factorul de impact în anul apariției articolului

<sup>3</sup> se va nota anul apariției articolului

## 2. Articole publicate in extenso în reviste și volumele unor manifestari științifice indexate BDI

Autor principal

Nr. Crt.	Titlul	Autorii	Calitatea autorului <sup>1</sup>	Revista, volum, nr. pagini	Anul <sup>2</sup>	Link al lucrării
1	Componenta metabolică a infecției virale C.	Crisan D.	Prim autor	Clujul Medical 2010 Vol. LXXXIII - nr. 1; 31-35 (B+)	2010	<a href="https://web.s.ebscohost.com/abstract?direct=true&amp;profile=ehost&amp;scope=site&amp;authtype=crawler&amp;jrnl=12222119&amp;AN=48276482&amp;h=8kkhl0b1nNoAqJww1mccZvQcMLfyxftb3xvX23BGYOiPu%2b4NykqiWj6681S7Pqlm2YFx62jzCcdm3kq!%2fHf%2fQ%3d%3d&amp;crl=c&amp;resultNs=AdminWebAuth&amp;resultLocal=ErrCrlNotAuth&amp;crlhashurl=login.aspx%3fdirect%3dtrue%26profile%3dehost%26scope%3dsite%26authtype%3dcrawler%26jrnl%3d12222119%26AN%3d48276482">https://web.s.ebscohost.com/abstract?direct=true&amp;profile=ehost&amp;scope=site&amp;authtype=crawler&amp;jrnl=12222119&amp;AN=48276482&amp;h=8kkhl0b1nNoAqJww1mccZvQcMLfyxftb3xvX23BGYOiPu%2b4NykqiWj6681S7Pqlm2YFx62jzCcdm3kq!%2fHf%2fQ%3d%3d&amp;crl=c&amp;resultNs=AdminWebAuth&amp;resultLocal=ErrCrlNotAuth&amp;crlhashurl=login.aspx%3fdirect%3dtrue%26profile%3dehost%26scope%3dsite%26authtype%3dcrawler%26jrnl%3d12222119%26AN%3d48276482</a>
2	Analiza comparativă a sindromului metabolic în	Crișan D, Grigorescu M,	Prim autor	Clujul Medical 2011; 84(1): 28-33.	2011	<a href="https://web.s.ebscohost.com/abstract?direct=true&amp;profile=ehost&amp;scope=site&amp;authtype=crawler&amp;jrnl=12222119&amp;AN=48276482&amp;h=8kkhl0b1nNoAqJww1mccZvQcMLfyxftb3xvX23BGYOiPu%2b4NykqiWj6681S7Pqlm2YFx62jzCcdm3kq!%2fHf%2fQ%3d%3d&amp;crl=c&amp;resultNs=AdminWebAuth&amp;resultLocal=ErrCrlNotAuth&amp;crlhashurl=login.aspx%3fdirect%3dtrue%26profile%3dehost%26scope%3dsite%26authtype%3dcrawler%26jrnl%3d12222119%26AN%3d48276482">https://web.s.ebscohost.com/abstract?direct=true&amp;profile=ehost&amp;scope=site&amp;authtype=crawler&amp;jrnl=12222119&amp;AN=48276482&amp;h=8kkhl0b1nNoAqJww1mccZvQcMLfyxftb3xvX23BGYOiPu%2b4NykqiWj6681S7Pqlm2YFx62jzCcdm3kq!%2fHf%2fQ%3d%3d&amp;crl=c&amp;resultNs=AdminWebAuth&amp;resultLocal=ErrCrlNotAuth&amp;crlhashurl=login.aspx%3fdirect%3dtrue%26profile%3dehost%26scope%3dsite%26authtype%3dcrawler%26jrnl%3d12222119%26AN%3d48276482</a>

	ficatul gras nonalcoolic și hepatita cronică virală C.	Feier D, Grigorescu MD, Radu C.		(Cod CNCSIS: 253, categorie revista: B+)		<a href="http://www.hvm.bioflux.com.ro/docs/2015.229-235.pdf">e=crawler&amp;jrnl=12222119&amp;AN=62093891&amp;h=HyQKJRSjaqi9loYV%2bYvH7ZN32PiC8HtzOaWytJjk2DEc1jOzP3uP%2fsEwrOYNNtbvgoH3KDKIsEVKT66FOxrYXA%3d%3d&amp;crl=c&amp;resultNs=AdminWebAuth&amp;resultLocal=ErrCrlNotAuth&amp;crlhashurl=login.aspx%3fdirect%3dtrue%26profile%3dehost%26scope%3dsite%26authtype%3dcrawler%26jrnl%3d12222119%26AN%3d62093891</a>
3	Endoscopic management of bleeding gastric varices - an updated overview.	Crisan D, Tantau M, Tantau A.	Prim autor	Curr Gastroenterol Rep. 2014 Oct;16(10):413. doi: 10.1007/s11894-014-0413-1	2014	<a href="https://pubmed.ncbi.nlm.nih.gov/25189661/">https://pubmed.ncbi.nlm.nih.gov/25189661/</a>
4	Peroral endoscopic myotomy: Time to change our opinion regarding the treatment of achalasia?	Tantau M, Crisan D.	Ultim autor	World J Gastrointest Endosc. 2015 Mar 16;7(3):237-46	2015	<a href="https://pubmed.ncbi.nlm.nih.gov/25789094/">https://pubmed.ncbi.nlm.nih.gov/25789094/</a>
5	Metabolomics in nonalcoholic fatty liver disease - a new technique for an open horizon.	Crisan D, Radu CI, Suciu AM, Romanciuc F, Socaciu C, Grigorescu M.	Prim autor	HVM Bioflux 2015;7(3):229-235.	2015	<a href="http://www.hvm.bioflux.com.ro/docs/2015.229-235.pdf">http://www.hvm.bioflux.com.ro/docs/2015.229-235.pdf</a>
6	Tuberous sclerosis with severe lymphangioliomyomatosis and chylous ascites: a case report.	Habic A, Crisan D, Caraiani C, Grigorescu M.	Autor corespondent	HVM Bioflux 2015;7(4):306-309	2015	<a href="http://www.hvm.bioflux.com.ro/docs/2015.306-309.pdf">http://www.hvm.bioflux.com.ro/docs/2015.306-309.pdf</a>

7	Are non-invasive scores reliable for nonalcoholic fatty liver disease and nonalcoholic steatohepatitis diagnostic?	Suciu A, Crisan D, Lupsor-Platon M, Rus M, Rusu I, Grigorescu M.	Autor corespondent	HVM Bioflux 2018;10(2):74-78.	2018	<a href="http://www.hvm.bioflux.com.ro/docs/2018.74-78a.pdf">http://www.hvm.bioflux.com.ro/docs/2018.74-78a.pdf</a>
8	Is endoscopic band ligation the gold standard for gastric antral vascular ectasia?	Tantau M, Crisan D.	Ultim autor	Endosc Int Open. 2019 Dec;7(12):E1630-E1631. doi: 10.1055/a-1006-2763.	2019	<a href="https://pubmed.ncbi.nlm.nih.gov/31790084/">https://pubmed.ncbi.nlm.nih.gov/31790084/</a>
9	A case of mucormycosis causing acute pansinusitis with periorbital involvement in a severe case of COVID-19 pneumonia.	Crisan D, Avram L, Micu B, Cocis M, Olar AB, Gata A, Vacaras S, Coman M, Bodolea C, Crisan S, Ionescu C.	Prim autor	HVM Bioflux 2022;14(1):47-53.	2022	<a href="http://www.hvm.bioflux.com.ro/docs/2022.47-53.pdf">http://www.hvm.bioflux.com.ro/docs/2022.47-53.pdf</a>
10	Acute pancreatitis with normal serum lipase and amylase: case report.	Crisan D, Avram L, Andreicovici F, Ionescu C, Bodolea C, Crisan S, Cocis M.	Prim autor	HVM Bioflux 2022;14(2):67-71.	2022	<a href="http://www.hvm.bioflux.com.ro/docs/2022.67-71.pdf">http://www.hvm.bioflux.com.ro/docs/2022.67-71.pdf</a>
11	Primary Small Bowel Melanoma or Small Bowel Metastasis with Vanishing Primary Cutaneous Lesion	Crisan, D. , Ardelean, A. , Coman, M. , Stoicescu, L. , Rusu, I. , Al Hajjar, N. , Pop, T. , Crisan, S. , Bodolea, C. and Avram, L.	Prim autor	Case Reports in Clinical Medicine, 11, 63-71.	2022	<a href="https://www.scirp.org/journal/paperinformation.aspx?paperid=115844">https://www.scirp.org/journal/paperinformation.aspx?paperid=115844</a>

<sup>1</sup> se va nota ( prim autor, autor corespondent, ultim autor, autor cu contribuții egale)

<sup>2</sup> se va nota anul aparitiei articolului

Coautor

Nr. Crt.	Titlul	Autorii	Revista, volum, nr. pagini	Anul <sup>2</sup>	Link al lucrării
	Detection of steatosis in chronic hepatitis C, based on the evaluation of the attenuation coefficient computed on the ultrasound image	Lupsor M, Badea R, Vicas C, Nedevschi S, Stefanescu H, Sparchez Z, Radu C, Crisan D, Serban A	Medical Ultrasonography 2008, Vol.10, no.1, 13-20	2008	<a href="http://www.medultrason.ro/assets/Magazines/Medultrason-2008-vol10-no1/medical-ultrasonography-april-2008-vol-10-no-1-page-13-20.pdf">http://www.medultrason.ro/assets/Magazines/Medultrason-2008-vol10-no1/medical-ultrasonography-april-2008-vol-10-no-1-page-13-20.pdf</a>
2	How can we predict steatosis using biochemical markers (SteatoTest and Fatty liver index)?	Radu C, Crisan D, Grigorescu M.	HVM Bioflux 2011;3(2):89-96.	2011	<a href="http://www.hvm.bioflux.com.ro/docs/2011.3.89-96.pdf">http://www.hvm.bioflux.com.ro/docs/2011.3.89-96.pdf</a>
3	Evaluation of metabolic syndrome in patients with non-alcoholic steatohepatitis.	Leach NV, Dronca E, Radu C, Crisan D, Lupsor-Platon M, Sampelean DS, Grigorescu M.	HVM Bioflux 2014;6(4):174-181.	2014	<a href="http://www.hvm.bioflux.com.ro/docs/2014.174-181a.pdf">http://www.hvm.bioflux.com.ro/docs/2014.174-181a.pdf</a>
4	Gallstone ileus four months after cholecystectomy.	Radu C, Meszaros M, <b>Crisan D</b> , Anton O, Rusu I, Dina L, Grigorescu M, Al Hajjar N, Geza M.	HVM Bioflux 2015;7(1):38-41.	2015	<a href="http://www.hvm.bioflux.com.ro/docs/2015.38-41.pdf">http://www.hvm.bioflux.com.ro/docs/2015.38-41.pdf</a>
5	Laparoscopic sleeve gastrectomy: short	Dudric V, Constantea N, Crisan D, Axente D, Silaghi H, Miclaus	HVM Bioflux 2016;8(4):171-175	2016	<a href="http://www.hvm.bioflux.com.ro/docs/2016.171-175.pdf">http://www.hvm.bioflux.com.ro/docs/2016.171-175.pdf</a>

	and mid-term outcome.	D, Ghisa AM, Maghiar A.			

<sup>2</sup> se va nota anul aparitiei articolului

### 3. Alte articole

Nr. Crt.	Titlul	Autorii	Calitatea autorului <sup>1</sup>	Revista, volum, nr. pagini	Anul <sup>2</sup>	Link al lucrării

<sup>1</sup> se va nota ( prim autor, autor corespondent, ultim autor, autor cu contribuții egale, coautor)

<sup>2</sup> se va nota anul aparitiei articolului

### 4. Articole ISI (Web of Science, Core collection ) in extenso de la ultima promovare

Nr. Crt.	Titlul	Autorii	Calitatea autorului <sup>1</sup>	Revista, volum, nr. pagini	Factorul de impact <sup>2</sup>	Quartila	Anul <sup>3</sup>	Link al lucrării
1	MRI-TRUS fusion guided prostate biopsy - initial experience and assessment of the role of contralateral lobe systematic biopsy.	Andras I, <b>Crisan D</b> , Cata E, Tamas-Szora A, Caraiani C, Coman RT, Bungardean C, Mirescu C, Coman I, Crisan N.	Autor corespondent	Med Ultrason. 2019 Feb 17;21(1):37-44. doi: 10.11152/mu-1705	<b>1,67</b>	Q3	2019	<a href="https://apps.webofknowledge.com/full_record.do?product=WOS&amp;search_mode=MarkedList&amp;qid=48&amp;SID=F1ehFgDxVY7nYzLiQZ7&amp;page=1&amp;doc=9&amp;colName=WOS">https://apps.webofknowledge.com/full_record.do?product=WOS&amp;search_mode=MarkedList&amp;qid=48&amp;SID=F1ehFgDxVY7nYzLiQZ7&amp;page=1&amp;doc=9&amp;colName=WOS</a>
2	Organ sparing management in rectal cancer. Are we there yet?	Andras D, <b>Crisan D</b> , Avram L, Caziuc A, Bintintan V, Coman RT, Portik D, Ionescu B, Hopartan C, Crisan N, Eniu D,	Autor corespondent	Ann Ital Chir. 2019 Jul 29;90. pii: S0003469X19030793.	<b>0,79</b>	Q3	2019	<a href="https://apps.webofknowledge.com/full_record.do?product=WOS&amp;search_mode=MarkedList&amp;qid=36&amp;SID=F1ehFgDxVY7nYzLiQZ7&amp;page=1&amp;doc=9&amp;colName=WOS">https://apps.webofknowledge.com/full_record.do?product=WOS&amp;search_mode=MarkedList&amp;qid=36&amp;SID=F1ehFgDxVY7nYzLiQZ7&amp;page=1&amp;doc=9&amp;colName=WOS</a>



		Coman I, Dindelegan G.						<a href="https://apps.webofknowledge.com/full_record.do?product=WOS&amp;search_mode=MarkedList&amp;qid=7&amp;SID=F1ehFgDxVY7nYzLiQZ7&amp;page=1&amp;doc=7&amp;colName=WOS">e=1&amp;doc=7&amp;colName=WOS</a>
3	Association between PNPLA3[G]/I148M variant, steatosis and fibrosis stage in hepatitis C virus - genetic matters.	<b>Crisan D</b> , Grigorescu M, Crisan N, Craciun R, Lupsor M, Radu C, Grigorescu MD, Suciu A, Epure F, Avram L, Leach N.	Prim autor	J Physiol Pharmacol. 2019 Aug;70(4).	<b>2,64</b>	Q2	2019	<a href="https://apps.webofknowledge.com/full_record.do?product=WOS&amp;search_mode=MarkedList&amp;qid=42&amp;SID=F1ehFgDxVY7nYzLiQZ7&amp;page=1&amp;doc=8&amp;colName=WOS">https://apps.webofknowledge.com/full_record.do?product=WOS&amp;search_mode=MarkedList&amp;qid=42&amp;SID=F1ehFgDxVY7nYzLiQZ7&amp;page=1&amp;doc=8&amp;colName=WOS</a>
4	SERS-Based Liquid Biopsy of Gastrointestinal Tumors Using a Portable Raman Device Operating in a Clinical Environment.	Avram L, Iancu SD, Stefanu A, Moisoiu V, Colnita A, Marconi D, Donca V, Buzdugan E, Craciun R, Leopold N, Crisan N, Coman I, <b>Crisan D</b> .	Ultim autor	J Clin Med. 2020 Jan 13;9(1):212. doi: 10.3390/jcm9010212. IF=5,6, Q1	<b>5,6</b>	Q1	2020	<a href="https://apps.webofknowledge.com/full_record.do?product=WOS&amp;search_mode=MarkedList&amp;qid=30&amp;SID=F1ehFgDxVY7nYzLiQZ7&amp;page=1&amp;doc=6&amp;colName=WOS">https://apps.webofknowledge.com/full_record.do?product=WOS&amp;search_mode=MarkedList&amp;qid=30&amp;SID=F1ehFgDxVY7nYzLiQZ7&amp;page=1&amp;doc=6&amp;colName=WOS</a>
5	Neutrophil-to-lymphocyte ratio: a hidden gem in predicting neoadjuvant treatment response in locally advanced rectal cancer?	Andras D, <b>Crisan D</b> , Craciun R, Nemes A, Caziuc A, Drasovean R, Seicean R, Scurtu R, Bințințan V, Eniu D, Coman I, Dindelegan G.	Autor corespondent	J BUON. 2020 May-Jun;25(3):1436-1442.	<b>1,69</b>	Q3	2020	<a href="https://apps.webofknowledge.com/full_record.do?product=WOS&amp;search_mode=MarkedList&amp;qid=26&amp;SID=F1ehFgDxVY7nYzLiQZ7&amp;page=1&amp;doc=5&amp;colName=WOS">https://apps.webofknowledge.com/full_record.do?product=WOS&amp;search_mode=MarkedList&amp;qid=26&amp;SID=F1ehFgDxVY7nYzLiQZ7&amp;page=1&amp;doc=5&amp;colName=WOS</a>
6	Different clinical significance of ASAP/HGPIN pattern in systematic vs. MRI-US	Andras I, Telecan T, <b>Crisan D</b> , Cata E, Kadula P, Andras D, Bungardean M, Coman I, Crisan N.	Autor corespondent	Exp Ther Med. 2020 Dec;20(6):195. doi: 10.3892/etm.2020.9325. Epub 2020 Oct 14. IF=1,78	<b>1,78</b>	Q3	2020	<a href="https://apps.webofknowledge.com/full_record.do?product=WOS&amp;search_mode=MarkedList&amp;qid=10&amp;SID=F1ehFgDxVY7nYzLiQZ7&amp;page=1&amp;doc=5&amp;colName=WOS">https://apps.webofknowledge.com/full_record.do?product=WOS&amp;search_mode=MarkedList&amp;qid=10&amp;SID=F1ehFgDxVY7nYzLiQZ7&amp;page=1&amp;doc=5&amp;colName=WOS</a>

	fusion guided prostate biopsy.							<a href="#">e=1&amp;doc=1&amp;colName=WOS</a>
7	Recent advances in surface-enhanced Raman spectroscopy based liquid biopsy for colorectal cancer (Review).	Avram L, Stefanu A, <b>Crisan D</b> , Leopold N, Donca V, Buzdugan E, Craciun R, Andras D, Coman I.	Autor corespondent	Exp Ther Med. 2020 Dec;20(6):213. doi: 10.3892/etm.2020.9342. IF=1,78	<b>1,78</b>	Q3	2020	<a href="https://apps.webofknowledge.com/full_record.do?product=WOS&amp;search_mode=MarkedList&amp;qid=14&amp;SID=F1ehFgDxVY7nYzLiQZ7&amp;page=1&amp;doc=2&amp;colName=WOS">https://apps.webofknowledge.com/full_record.do?product=WOS&amp;search_mode=MarkedList&amp;qid=14&amp;SID=F1ehFgDxVY7nYzLiQZ7&amp;page=1&amp;doc=2&amp;colName=WOS</a>
8	Malnutrition and non-compliance to nutritional recommendations in patients with cirrhosis are associated with a lower survival.	<b>Crisan D</b> , Procopet B, Epure A, Stefanescu H, Suciuc A, Fodor A, Mois E, Craciun R, Crisan N.	Prim autor	World J Hepatol. 2020 Oct 27;12(10):829-840- (revista e indexata in Emerging Source of Citation Index, o ramura a Thomson Reuters, dar care nu primeste inca factor de impact)	-	-	2020	<a href="https://www.webofscience.com/wos/woscc/full-record/WOS:000591364100011">https://www.webofscience.com/wos/woscc/full-record/WOS:000591364100011</a>
9	Hepatic Hydrothorax- An Independent Decompensating Event Associated with Long-Term Mortality in Patients with Cirrhosis.	Matei D, Craciun R, <b>Crisan D</b> , Procopet B, Mocan T, Pasca S, Zaharie R, Popovici B, Sparchez Z.	Autor corespondent	J Clin Med. 2021 Aug 20;10(16):3688. doi: 10.3390/jcm10163688. IF=4,24 Q1	<b>4,24</b>	Q1	2021	<a href="https://www.webofscience.com/wos/woscc/full-record/WOS:000690474600001">https://www.webofscience.com/wos/woscc/full-record/WOS:000690474600001</a>
10	Predictive factors of failure to control bleeding and 6-week mortality after variceal hemorrhage in liver cirrhosis – a tertiary referral center experience.	Matei D, <b>Crisan D</b> , Procopet B, Groza I, Furnea B, Levi C, Tantau M.	Autor corespondent	Arch Med Sci. 2021 Jan 11;18(1):52-61. doi: 10.5114/aoms/97206. eCollection 2022.	<b>3,3</b>	Q2	2021	<a href="https://www.webofscience.com/wos/woscc/full-record/WOS:000746011600007">https://www.webofscience.com/wos/woscc/full-record/WOS:000746011600007</a>

11	Digestive Toxicities Secondary to Immune Checkpoint Inhibition Therapy - Reports of Rare Events. A Systematic Review.	Radulescu L, <b>Crisan D</b> , Grapa C, Radulescu D.	Autor corespondent	J Gastrointestin Liver Dis. 2021 Dec 21;30(4):506-516. doi: 10.15403/jgld-3671.	<b>2,00</b>	Q3	2021	<a href="https://www.webofscience.com/wos/woscc/full-record/WOS:000735765200015">https://www.webofscience.com/wos/woscc/full-record/WOS:000735765200015</a>
12	Liver Injury and Elevated FIB-4 Define a High-Risk Group in Patients with COVID-19.	<b>Crisan D</b> , Avram L, Grapa C, Dragan A, Radulescu D, Crisan S, Grosu A, Militaru V, Buzdugan E, Stoicescu L, Radulescu L, Ciovescu F, Jivanescu DB, Mocan O, Micu B, Donca V, Marinescu L, Macarie A, Rosu M, Nemes A, Craciun R.	Prim autor	J Clin Med. 2021 Dec 28;11(1):153. doi: 10.3390/jcm11010153. Q1	<b>4,24</b>	Q1	2022	<a href="https://www.webofscience.com/wos/woscc/full-record/WOS:000748245200001">https://www.webofscience.com/wos/woscc/full-record/WOS:000748245200001</a>
13	Gastrointestinal Manifestations and Treatment Options in Fabry Disease Patients. A Systematic Review	Radulescu D, Crisan D, Militaru V, Buzdugan E, Stoicescu L, Grosu A, Vlad C, Grapa C, Radulescu ML.	Autor corespondent	J Gastrointestin Liver Dis. 2022 Mar 19;31(1):98-106. doi: 10.15403/jgld-3855.	<b>2,00</b>	Q3	2022	<a href="https://pubmed.ncbi.nlm.nih.gov/35306547/">https://pubmed.ncbi.nlm.nih.gov/35306547/</a>
14	Basic cardiovascular risk assessment in naïve patients with colon cancer.	Radulescu L, Avram L, Buzdugan E, Crisan D, Grosu A, Grapa C, Stoicescu L, Donca V, Crisan S, Militaru V,	Autor corespondent	Exp Ther Med. 2022 May;23(5):318. doi: 10.3892/etm.2022.11247. Epub 2022 Mar 9	<b>2,44</b>	Q3	2022	<a href="https://www.webofscience.com/wos/woscc/full-record/WOS:000777556500001">https://www.webofscience.com/wos/woscc/full-record/WOS:000777556500001</a>

		Buzoianu A, Radulescu D.						
15	The geriatric workforce in Romania: the need to improve data and management.	Ungureanu MI, Brînzac MG, Forray A, Paina L, Avram L, Crişan DA, Donca V.	coautor	Eur J Public Health. 2020 Sep 1;30(Supplement_4):iv28-iv31. doi: 10.1093/eurpub/ckaa127.	<b>2,6</b>	Q2	<b>2020</b>	<a href="https://www.webofscience.com/wos/woscc/full-record/WOS:000581016600007">https://www.webofscience.com/wos/woscc/full-record/WOS:000581016600007</a>
16	Extrahepatic cholangiocarcinoma: Current status of endoscopic approach and additional therapies.	Tantau A, Mandrutiu A, Pop A, Zaharie R, Crisan D, Preda C, Tantau M, Mercea V.	coautor	World J Hepatol 13(2):166-186. Published online Feb 27, 2021. doi: 10.4254/wjh.v13.i2.166	-	-	<b>2021</b>	<a href="https://www.webofscience.com/wos/woscc/full-record/WOS:000627885900002">https://www.webofscience.com/wos/woscc/full-record/WOS:000627885900002</a>
17	MRI-US fusion guided prostate biopsy: how I do it.	Andras I, Cata ED, Crisan D, Andras D, Telecan T, Tartamus S, Buzoianu M, Maga A, Crisan N.	coautor	Med Ultrason. 2021 Apr 22. doi: 10.11152/mu-3039.	<b>1,61</b>	Q3	<b>2021</b>	<a href="https://www.webofscience.com/wos/woscc/full-record/WOS:000684952900015">https://www.webofscience.com/wos/woscc/full-record/WOS:000684952900015</a>
19	Biomarkers in Pancreatic Cancer as Analytic Targets for Nanomediated Imaging and Therapy.	Grapa CM, Mocan L, Crisan D, Florea M, Mocan T.	coautor	Materials (Basel). 2021 Jun 4;14(11):3083. doi: 10.3390/ma14113083.	<b>3,62</b>	Q2	<b>2021</b>	<a href="https://www.webofscience.com/wos/woscc/full-record/WOS:000660260500001">https://www.webofscience.com/wos/woscc/full-record/WOS:000660260500001</a>
20	Cardiotoxicity Associated with Chemotherapy Used in Gastrointestinal Tumours.	Radulescu LM, Radulescu D, Ciuleanu TE, Crisan D, Buzdugan E, Romitan DM, Buzoianu AD.	coautor	Medicina (Kaunas). 2021 Aug 6;57(8):806. doi: 10.3390/medicina57080806.	<b>2,43</b>	Q2	<b>2021</b>	<a href="https://www.webofscience.com/wos/woscc/full-record/WOS:000689391800001">https://www.webofscience.com/wos/woscc/full-record/WOS:000689391800001</a>
21	SERS liquid biopsy: An emerging tool for medical diagnosis.	Moisoiu V, Iancu SD, Stefancu A, Moisoiu T, Pardini	coautor	Colloids Surf B Biointerfaces. 2021 Aug 24;208:112064.	<b>5,26</b>	Q1	<b>2021</b>	<a href="https://www.webofscience.com/wos/woscc/full-">https://www.webofscience.com/wos/woscc/full-</a>

		B, Dragomir MP, Crisan N, Avram L, Crisan D, Andras I, Fodor D, Leopold LF, Socaciu C, Bálint Z, Tomuleasa C, Elec F, Leopold N.		doi: 10.1016/j.colsurfb.202 1.112064.				<a href="https://www.ncbi.nlm.nih.gov/pubmed/31790084">record/WOS:0007028334 00004</a>
--	--	---	--	---	--	--	--	--

<sup>1</sup> se va nota (prim autor, autor corespondent, ultim autor, autor cu contribuții egale, coautor)

<sup>2</sup> se va nota factorul de impact în anul apariției articolului

<sup>3</sup> se va nota anul apariției articolului

#### 5. Articole BDI in extenso de la ultima promovare

Nr. Crt	Titlul	Autorii	Calitatea autorului <sup>1</sup>	Revista, volum, nr. pagini	Anul <sup>2</sup>	Link al lucrării
1	Is endoscopic band ligation the gold standard for gastric antral vascular ectasia?	Tantau M, Crisan D.	Ultim autor	Endosc Int Open. 2019 Dec;7(12):E1630-E1631. doi: 10.1055/a-1006-2763.	2019	<a href="https://pubmed.ncbi.nlm.nih.gov/31790084/">https://pubmed.ncbi.nlm.nih.gov/31790084/</a>
2	A case of mucormycosis causing acute pansinusitis with periorbital involvement in a severe case of	Crisan D, Avram L, Micu B, Cocis M, Olar AB, Gata A, Vacaras S, Coman M, Bodolea C,	Prim autor	HVM Bioflux 2022;14(1):47-53.	2022	<a href="http://www.hvm.bioflux.com.ro/docs/2022.47-53.pdf">http://www.hvm.bioflux.com.ro/docs/2022.47-53.pdf</a>

	COVID-19 pneumonia.	Crisan S, Ionescu C.				
3	Acute pancreatitis with normal serum lipase and amylase: case report.	Crisan D, Avram L, Andreicovic i F, Ionescu C, Bodolea C, Crisan S, Cocis M.	Prim autor	HVM Bioflux 2022;14(2):67-71.	2022	<a href="http://www.hvm.bioflux.com.ro/docs/2022.67-71.pdf">http://www.hvm.bioflux.com.ro/docs/2022.67-71.pdf</a>
4	Primary Small Bowel Melanoma or Small Bowel Metastasis with Vanishing Primary Cutaneous Lesion	Crîșan, D. , Ardelean, A. , Coman, M. , Stoicescu, L. , Rusu, I. , Al Hajjar, N. , Pop, T. , Crîșan, S. , Bodolea, C. and Avram, L.	Prim autor	Case Reports in Clinical Medicine, 11, 63-71.	2022	<a href="https://www.scirp.org/journal/paperinformation.aspx?paperid=115844">https://www.scirp.org/journal/paperinformation.aspx?paperid=115844</a>

<sup>1</sup> se va nota (prim autor, autor corespondent, ultim autor, autor cu contribuții egale, coautori)

<sup>2</sup> se va nota anul apariției articolului

#### IMPORTANT:

A. Cauze de invalidare a unei lucrări publicate în extenso:

Date incomplete de identificare

B. Modalitatea de prezentare a activității științifice:

Numerotarea lucrărilor se va face în ordinea progresivă a zilei, lunii și a anului publicării

C. Excluderea din concurs:

Plagiatul dovedit

Identificarea unei lucrări ca publicație duală CU EXCEPȚIA celor publicate în reviste de limbi diferite: ex. română - franceză sau română - engleză etc.

Identificarea dublării unei lucrări publicate în rezumat și apoi în extenso, incluse de candidat ca două lucrări separate.