

## FACULTATEA DE MEDICINĂ DENTARĂ

### Fișa de verificare a îndeplinirii standardelor minime naționale pentru examenul de promovare în cariera didactică pentru postul de PROFESOR UNIVERSITAR

**Departamentul I - Chirurgie Maxilo-Facială și Radiologie, Disciplina - Specialități Medicale**

**Post: Profesor universitar, poziția 10**

**Candidat: Cristina Arianda Nicula**

- |   |  |  |                             |
|---|--|--|-----------------------------|
| 1. Medic dentist specialist   | NU ESTE CAZUL <input type="checkbox"/> | DA <input checked="" type="checkbox"/> | NU <input type="checkbox"/> |
| 2. Doctor în științe  |  | DA <input checked="" type="checkbox"/> | NU <input type="checkbox"/> |
| 3. Atestat de abilitare   |  | DA <input checked="" type="checkbox"/> | NU <input type="checkbox"/> |
| 4. Evaluare colegială și a șefului de disciplină, conform normelor în vigoare                 |  | DA <input checked="" type="checkbox"/> | NU <input type="checkbox"/> |
| 5. În ultimii 3 ani a obținut calificativul „foarte bine” și nu a fost sancționat disciplinar |  | DA <input checked="" type="checkbox"/> | NU <input type="checkbox"/> |
| 6. Vechimea minimă de 9 ani în calitate de cadru didactic titular                             |  | DA <input checked="" type="checkbox"/> | NU <input type="checkbox"/> |
| 7. Date privind îndeplinirea standardelor minime naționale                                    |  |  |                             |

Criterii de promovare	Criterii minime	Profesor	
		Gradul de îndeplinire	
		DA	NU
<b>B. Facultatea de Medicină Dentară</b>			
Articole ISI in extenso în domeniul postului pentru care se candidează, respectiv în reviste medico-dentare sau medicale cu factor de impact minim 0,3, în calitate de autor principal, publicate de la ultima promovare sau, pentru cei care nu provin din învățământul superior, în ultimii 5 ani	8	X	
Articole BDI in extenso în calitate de autor principal sau autor corespondent, în domeniul postului pentru care se candidează, respectiv în reviste medico-dentare sau medicale, publicate de la ultima promovare, sau, pentru cei care nu provin din învățământul superior, în ultimii 5 ani	20	X	
Notă : Se pot echivala articolele ISI, altele decât cele 8 menționate anterior, astfel : 1 articol ISI=3 articole în reviste medico-dentare sau medicale indexate BDI dar nu și invers.			

Comisia de avizare certifică faptul că SUNT / NU SUNT îndeplinite toate cerințele minime necesare pentru înscrierea candidatului evaluat la examenul de promovare în cariera didactică pentru postul de profesor universitar.

Comisia de avizare



Data:

18.01.2023

Personal Data



Cristina Ariadna Nicula



[niculacristina65@yahoo.com](mailto:niculacristina65@yahoo.com)

✉ [Cristina.Nicula@umfcluj.ro](mailto:Cristina.Nicula@umfcluj.ro)

Female gender | Birth date: 04/27/1965 | Romanian nationality

Mobile:0040-722849575

Working place  
Position in University

Assoc Prof / Cluj-Napoca/ University Of Medicine and Pharmacy “Iuliu Hațieganu”, Cluj /2003- present/  
Ophthalmology Educational Discipline  
Department Director - Department 8-Surgical specialities  
Member in the Department Council

Professional Experience

**Didactical activity:**

- practical hours and courses with the students from General Medicine 4<sup>th</sup> year, Romanian and English section, Dental Medicine 4<sup>th</sup> year, Romanian and English section, Medical assistant 4<sup>th</sup> year
- practical formation of residents in ophthalmology speciality
- courses with the residents in ophthalmology
- post university courses for ophthalmologists
- evaluation activity, scientific medical research
- participation at the elaboration of the subjects for the ophthalmology exam for the students/license’s thesis- English section
- coordinator of license thesis for students
- participation at the conferences, symposiums, and congresses
- improvement of pedagogical training
- elaboration of several scientific papers
- elaboration of a book as unique author, of a book as a co-author, a book as prime author, two books’ courses as unique author, for the students from the English section
- elaboration of numerous chapters in books or national monographies
- courses organiser for students :
- hands on: “Basic skills in Surgical Ophthalmology”-coordinator- 10-12.02.2022, Biobaza UMF Cluj-Napoca
- hands on: “Basic skills in Surgical Ophthalmology”-coordinator- 10-12.01.2020, Biobaza UMF Cluj-Napoca
- hands on: “Basic skills in Surgical Ophthalmology”-coordinator 11-13.01.2019, Biobaza UMF Cluj-Napoca
- hands on: “Basic skills in Surgical Ophthalmology”-coordinator 20-22.04.2018, Biobaza UMF Cluj-Napoca

- hands -on: "Basic skills in Surgical Ophthalmology"-coordinator 31.03-2.04.2017 Biobaza UMF Cluj-Napoca
- speaker in students congresses/conferences:
  - 1.The importance of corneal topography and tomography in the diagnosis of corneal ectasia,18-th International Congress Medicalis, Cluj-Napoca, 26-29 may, 2022, UMF Cluj-Napoca
  - 2.Tehnici terapeutice în boala glaucomatoasă, Zilele Ed. Medicale, ed. IX,11-12.03.2019, UMF Cluj-Napoca
- tutor: International Federation of Medical Students' Association -14.12.2017

**Hospital activity:** the examination and diagnosis in patients with ocular disease, ocular surgeries (cataract, glaucoma, pterigion), strabismus and eyelids surgeries, keratoconus surgical treatment, YAG laser capsulotomy for posterior capsule opacification, SLT for glaucoma.

**Training courses:**

- 2021-Iași-Melanomul Uveal: diagnostic și opțiuni terapeutice actuale, în cadrul conferinței hibrid cu titlul "Reuniunea Anuală a Oftalmologilor", 26 may
- 2021-Iași-Transplantul de cornee: prelevarea corneei de la donor, în cadrul conferinței hibrid cu titlul "Reuniunea Anuală a Oftalmologilor", 26 may
- 2018-Tbilisi (Georgia)- specialisation in DALK therapy in advanced keratoconus cases
- 2016; Artisan Aphakic Training Course, Sinaia, Romania
- 2010-Boston (USA) – specialisation in Cachet intraocular lenses
- 2006- Stuttgart (Germany)- specialisation in keratoconus therapy- corneal crosslinking UV "epi-off"
- 2002- Stuttgart (Germany) – specialisation in corneal refractive cornea with the Excimer Laser
- 2002- Bucharest "Aplicațiile soluțiilor vâscoelastice în chirurgia cataractei" – cours (SCUMC)
- 2001- Bucharest the IV-th International Cours of vitreo-retinal surgery (SCUMC)
- 2001- Bucharest course of ocular and orbital ultrasound (SCUMC)
- 1993 –Bristol (United Kindom)-specialisation in cataract, glaucoma, strabismus surgery (Lions Club);
- 1995- Louisville (USA)- specialisation in corneal pathology, in cataract, glaucoma and strabismus surgery (Humana Foundation)

**Medical Premiere:** The first procedure of Corneal Cross-linking "epi-off" performed in Romania, in february 2007, for keratoconus

**Oral Presentations:**

- 2022 Prescription of Contact lenses postsurgical procedures, EUDEC, Paris, June
- 2020- Crosslinking techniques-BSOS Congress, 19 December, Tbilisi-on line
- 2020- Long-term functional and refractive results in Panoptix IQ Acrysof multifocal lenses in clear lens exchange in hyperopic and presbyopia patients-

- WOC, Cape-Town- on line.
- 2020- What does it mean the inferior hemorrhage on the optic nerve disc? - National Congress of Glaucoma with international participation, Poiana Brasov-on line
  - 2020-Comparative results between trabeculectomy and Ex-Press shunt- National Congress of Glaucoma with international participation, Poiana Brasov-on line.
  - 2019- Combined procedure of cataract and glaucoma surgery- National Congress of Glaucoma with international participation, Poiana- Brasov-on line.
  - 2018- 10 years of experience in “epi-off” cross-linking UVA technique in progressive keratoconus –WOC Barcelona
  - 2018-Procedures of cross-linking –World day of keratoconus, Tbilisi (Georgia)
  - 2018- Cross-linking technique for progressive keratoconus- BSOS, Cluj-Napoca
  - 2017-Cross-linking procedures-6<sup>th</sup> Global Ophthalmologists Annual Meeting, 2016 Osaka, Japan
  - 2017-Outcomes in corneal crosslinking-procedures and intracorneal ring implantation-BSOS, Odessa, Ucraina
  - 2017-Comparative results in “epi-off” conventional and accelerated cross-linking technique –ECLSO, London, Anglia
  - 2014- Our results in intracorneal implantation and cross-linking procedure-BSOS, Tbilisi, Georgia
  - 2013- Comparison of intracorneal rings implantation and cross-linking technique- ECLSO, Nissa, France
  - 2011-Kerasoft 3 contact lenses in the correction of keratoconus-ECLSO, Istanbul, Turcia
  - 2004-Correction of myopia by clear lens extraction and intraocular lens implantation -ESCRS, Paris, France
  - 1997-Secondary intraocular implantation –ESCRS, Budapest, Hungary
  - 1995-Correction of aphakia by artificial intraocular lens implantation-ESCRS, Milano, Italia

#### Scientific awards:

- First Price for the paper “Results in correction of aphakia by intraocular lenses”-at the National Conference of Ophthalmology, Cluj-Napoca, 1997
- Award of Recognition for outstanding and ongoing contributions to advancement of Ophthalmology and the mission of our society, XII International Scientific Conference BSOS, 17.0ct 2014 Sochi, Russia
- Second Price in AURORA SSY Glaucoma Conference, 2012, Barcelona
- Third Price as a coordinator of the paper: An uncommon association:Diabetes Mellitus-Primary open angle glaucoma-Vogt-Koyanagy-Harada Syndrome.The 18-th edition of Medicalis-International Congress for Medical Students and Young Health Professionals, 11-14<sup>th</sup> May, 2017, Cluj-Napoca, Romania.
- **Premium “Victor Babeş” al Academiei Române** for the book: Boli oculare la persoanele în vârstă”, under the redaction Marieta Dumitrache. Ed. Calisto, Bucureşti, 2018.

-Honour diploma for the extraordinary contribution to the scientific programme, being a distinguished speaker in the Romanian Society Congress of Glaucoma, in Brasov, 2022.

**Grant:** -PN-II-PT-PCCCA-2013-4-1198, contract.191/2014, entitled: "Natural antiplatelet in primary cardio-vascular prevention" (AL-AGREG)- position in the grant -member; grant director: Prof. Dr. Radu Oprean.

**Grant european-** Regional coordinator (GRANT) POCU/91/4/8/109169 (Cod SMIS 2014+: 109169) entitled "Diagnosis and therapy of rare systemic diseases with ocular involvement – OCURARE". Activity of formation and speaker

-presentation of the **habilitation thesis:** Therapeutical and Clinical Management in Anterior Ocular Segment Disease – on 5 November 2020 at the University of Medicine and Pharmacy "Iuliu Hațieganu" Cluj-Napoca- Domaine of Doctoral Studies of Medicine (Order of the Ministry of Education nr.3397/03.03.2021)

Assoc. Prof. /University of Medicine and Pharmacy "Iuliu Hațieganu" Cluj-Napoca

2003-present

Lector / University of Medicine and Pharmacy "Iuliu Hațieganu" Cluj-Napoca

1998-2003


Assoc.assistant/ University of medicine and Pharmacy "Iuliu Hațieganu" Cluj-Napoca

1994-1998

1991-1994

Tutor / Ophthalmology resident / Cluj-Napoca / University of Medicine and Pharmacy "Iuliu Hațieganu" Cluj-Napoca/ Emergency Eye Hospital Cluj-Napoca

## EDUCAȚIE ȘI FORMARE



1998-present Senior ophthalmologist  
 1994-1998 Specialist in ophthalmology  
 1991-1994 Resident doctor in Ophthalmology  
 1992-1998 Doctor in Medical Science: "Contribuții la corecția afachiei cu implante de cristalin artificial". Scientifically coordinator: Prof. Dr. Rodica Pop

1990-1991 Intern in Pediatric Department (Pediatrie II), Internal Medicine Department (Medicală 1) Cluj-Napoca

1983-1989 Institute of medicine and Pharmacy, General Medicine Faculty, Cluj-Napoca  
 Science major profile high school – "Emil Racoviță", Cluj-Napoca

1979-1983 High School "Emil Racovita", Cluj-Napoca

**Personal competences.** - Corneal and refractive surgery with laser Excimer  
 Refractive Clear lens Exchange

**Maternal language** Romanian


Foreign language studied	Listening		Speaking		Writing
	Listening	Reading	Conversation	Oral presentation	
English	C2	C2	C2	C2	C2
	Cambridge-level C2				

**French** Certificate of linguistic competence-medical French language (UMF Cluj)  
 Level: B2

**Communication competences** high communication competences achieved by the experience with the students, teaching in Romanian and English language

**Managerial competences** Leadership for my residents  
 Department director since 2014

**Competences achieved at the job** Good knowledge of quality control processes



Informatics competences	Good knowledge of Microsoft Office™ and Internet
Other competences	Singing, swimming
Driving license	B
Supplementary information's	<p>Member in:</p> <ul style="list-style-type: none"><li>-the board of Romanian Society of Ophthalmology</li><li>- the board of Romanian Society of Glaucoma</li><li>- Romanian Society of Ocular Surface and Contact Lenses</li><li>- Romanian Society of Cataract and Refractive surgery</li><li>- BSOS (Black Sea Ophthalmological Society)</li></ul> <p>Member in the editorial board of Romanian Journal of Ophthalmology and EC-Ophthalmology</p> <p>Member in the scientific committee of the Congress of Romanian Society of cataract and refractive surgery</p> <p>Member in the Scientific committee of the Contact Lenses and Ocular surface Society</p> <p>Organisation/scientific events support - Organiser, moderator and/or speaker for more than 50 symposions and courses between 1995- 2022 (detailed in the adnexa with the symposiums and events)</p> <p>President of the XVI Congress of BSOS- 30-31.03.2018, Cluj-Napoca, Romania</p> <p><b>Scholarships:</b></p> <ol style="list-style-type: none"><li>1.Louisville, United States of America-01.11-15.12.1995</li><li>2.Bristol, Great Britain- 01.03-31.03.1993</li></ol> <p><b>Editorial activity:</b></p> <ol style="list-style-type: none"><li>1. I am <b>reviewer</b> for the journal Clinical Ophthalmology (IF=2.14)</li><li>2. I am <b>reviewer</b> for the journal Journal of General Medicine (IF=2.466)</li><li>3. I am <b>reviewer</b> for the journal Frontiers in Medicine (IF=5.216)</li></ol>

**Publications  
(1994- 2022):  
Books**
**Books**

1. Dorin Nicula, **Cristina Nicula**: „Cheratotomia refractivă în corecția miopiei și astigmatismul miopic congenital”, Ed. Relief, Cluj-Napoca, 1999, 1-127.  
ISBN
2. **Cristina Nicula**, Dorin Nicula: „Lentile de contact”, Ed. Toderescu, Cluj-Napoca, 2001, 1-189.  
ISBN 973-8198-19-4.
3. Cristina Nicula: „Corecția viciilor de refracție”, Ed. Mediamira, Cluj-Napoca, 2002, 1-421. ISBN-973-9357-30-X.
4. Cristina Nicula. Ophthalmology. Ed. UMF Cluj 2011, 1-133. (English section course). ISBN 978-973-693-435-3.
5. Cristina Nicula. Ophthalmology. Ed. UMF Cluj, 2014, 1-133. (English section course). ISBN 978-973-693-595-4.
6. Rosca C, Munteanu M, **Nicula C**, Stanca HT. Aspecte în chirurgia vitreo-retiniană. Ed. Casa Cărții de Știință, Cluj-Napoca, 2016, ISBN 978-606-17-0888-8

**Books Chapters**
**1995**

1. Cristina Nicula -chapter- Orbita in Rodica Pop, Oftalmologie, Ed. Casa Cărții de Știință, Cluj, Napoca, 1995, 71-79. ISBN 973-9204-13-9.
2. Cristina Nicula -chapter- Cristalinul in Rodica Pop, Oftalmologie, Ed. Casa Cărții de Știință, Cluj, Napoca, 1995, 165-174. ISBN 973-9204-13-9.

**1997**

1. Cristina Nicula -chapter- Orbita in Tratat de Oftalmologie. Cernea P. Ed. Medicală, Bucureșt 1997, 881-925. ISBN

**1999**

1. Cristina Vlăduțiu, **Cristina Nicula**-chapter- Tulburările de vedere în Nicolae Miu. Tratat de Medicină a adolescentului, Casa Cărții de Știință, Cluj, 1999, 406-420. ISBN 973-9404-69-3.

**2002**

1. Cristina Nicula. Refracția oculară in Călugăru M. Oftalmologie. Fundatia Academica Civic Cluj, 2002, 18-26. ISBN 973-8198-47-X.
2. Cristina Nicula. Orbita in Călugăru M. Oftalmologie. Fundația Academică Civică Cluj, 2002, 41-52. ISBN 973-8198-47-X.
3. Cristina Nicula. Cristalin in Călugăru M. Oftalmologie. Fundația Academică Civică Cluj 2002, 113-121 ISBN 973-8198-47-X.
4. Cristina Nicula. Orbita in Tratat de Oftalmologie. Cernea P. Ed. Medicală, București, 2<sup>a</sup> edition, 2002, 881-925. ISBN 973-39-0313-2.

**2008:**

1. Cristina Nicula- chapter: Refracția oculară in Oftalmologia clinică. Marieta Dumitrache. Ed. Universitară Carol Davila, București, 2008, 1-35. ISBN 978-973-708-317-3.
2. Cristina Nicula- chapter: Cristalinul in Oftalmologia clinică. Marieta Dumitrache. Ed.



Universitară Carol Davila, București, 2008, 219-251. ISBN 978-973-708-317-3.

**2009:**

- 1.Cristina Nicula- chapter: Cataractele traumatice in Traumatisme oculare. Marieta Dumitrache, Magdalena Anișescu, Alina Ciocâlțeu. Ed. Universitară Carol Davila, București, 2009, 227-243. ISBN 978-973-708-403-3.
- 2.Cristina Nicula- chapter: Orbita în Oftalmologie under the redaction Cristina Vladuțiu. Ed. Mega, Cluj 2009, 57-61. ISBN 978-606-543-050-1
- 3.Cristina Nicula- chapter: Refracția oculară în Oftalmologie under the redaction Cristina Vladuțiu. Ed. Mega, Cluj 2009, 33-43. ISBN 978-606-543-050-1
- 4.Cristina Nicula- chapter: Cristalinul in Oftalmologie under the redaction Cristina Vladuțiu. Ed. Mega, Cluj 2009, 109-115. ISBN 978-606-543-050-1

**2010:**

- 1.Cristina Nicula- chapter: Patologia cristalinului la copil în Oftalmologie pediatrică, under the redaction Marieta Dumitrache. Ed. Universitară Carol Davila, București, 2010, 429- 455.
- 2.Cristina Nicula- chapter: Tulburări de refracție și corecția ametropiei la copii în Oftalmologie pediatrică, under the redaction Marieta Dumitrache. Ed. Universitară Carol Davila, București, 2010, 30-40.
- 4.Cristina Nicula- chapter: Complicațiile lentilelor de contact în Urgențe oculare netraumatice, sub redacția Marieta Dumitrache, Magdalena Anitescu, Alina Ciocâlțeu. Ed. Universitară Carol Davila, București, 2010, 179-191.

**2011:**

- 1.Cristina Nicula- chapter: Oftalmoscopie directă în Explorări și investigații în Oftalmologie, under the redaction Marieta Dumitrache. Ed. Universitară Carol Davila, București, 2011, 227-247. ISBN 978-973-708-526-9.
- 2.Cristina Nicula- chapter: Examenul la lumina zilei în Explorări și investigații în Oftalmologie, under the redaction Marieta Dumitrache. Ed. Universitară Carol Davila, București, 2011, 14-31, 127-141. ISBN 978-973-708-526-9.
- 3.Marieta Dumitrache, **Cristina Nicula**- chapter: Refracția oculară în Explorări și investigații în oftalmologie, under the redaction Marieta Dumitrache. Ed. Universitară Carol Davila, București, 2011, 35-73. ISBN 978-973-708-526-9.
- 4.**Cristina Nicula**, Florian Baltă- chapter: Oftalmoscopie indirectă în Explorări și investigații în oftalmologie, under the redaction Marieta Dumitrache. Ed. Universitară Carol Davila, București, 2011, 247-255. ISBN 978-973-708-526-9.

**2012:**

- 1.Cristina Nicula- chapter: Corecția optică a viciilor de refracție în Tratatul de Oftalmologie, sul redacția Marieta Dumitrache. Ed. Universitară Carol Davila, București, 2012, vol. 1, 119-137. ISBN 978-973-708-610-5/978-973-708-611-2.
- 2.Cristina Nicula- chapter: Patologia cristalinului în Tratatul de Oftalmologie, sub redacția Marieta Dumitrache. Ed. Universitară Carol Davila, București, 2012, vol. 2, 729- 777. ISBN 978-973-708-610-5/978-973-708-612-9.
- 3.Cristina Nicula- chapter: Cataractele traumatice în Tratatul de Oftalmologie, sub under the redaction Marieta Dumitrache. Ed. Universitară Carol Davila, București, 2012, vol. 3, 1523-1533. ISBN 978-973-708-610-5/978-973-708-613-6.

**2013:**

1. Cristina Nicula- chapter: Cataracta la copil în Tratat de Chirurgie, under the redaction Irinel Popescu și Constantin Ciuce, Ed. Academiei Române, București, 2013, vol. IV, 185-195. ISBN 978-973-27-2309-8.

**2014:**

1. Cristina Nicula –chapter: Tratatamentul chirurgical al cataractei în Tratat: Tratatamentul chirurgical și Tratatamentul Laser în boli oculare, under the redaction Marieta Dumitrache. Ed. Universitară Carol Davila, București, 2014, 211-261. ISBN 978-973-708-741-6.
2. Cristina Nicula- chapter: Aș prefera chirurgia cataractei și endofotocoagulare în “Actualități controversate în glaucom”, under the redaction Dorin Chiseliță, Ed. Gr.T. Popa, UMF, Iași, 2014, 23-251.

**2015:**

1. Cristina Nicula – chapter: Patologia cristalinului in Compendiu de patologie Oftalmologică, under the redaction Marieta Dumitrache. Ed. Medicală, București, 2015, 271-293. ISBN 978-973-39-0795-4.
2. Cristina Nicula – chapter: Glaucoame secundare cu unghi închis prin tracțiune în Tratat de glaucom, under the redaction Dorin Chiseliță, Ed. Universitară Iași, 2015, 121-139.
3. C Nicula, D Nicula, M Băcilă, C Roșca. Long term results in patients with primary open angle glaucoma and Ex-Press Device implantation. Actualities in Diagnosis and Treatment in Ophthalmology, Monduzzi Editoriale Proceedings, Timișoara, 2015, 171-179. ISBN 978-88-6521-082-6.
4. C Roșca, M Munteanu, Cristina Nicula, O Boruga, O Mazilu. The safety of phacoemulsification surgery with modern phaco technology. The IXth Regional Congress of OPHTHALMOLOGY Timisoara, Romania, April 23-25, 2015, Editor Mihnea Munteanu. Actualities in Diagnosis and Treatment in Ophthalmology Monduzzi Editoriale Proceedings: 209-217. ISBN 978-88-6521-082-6.

**2016**

1. Cristina Nicula, Patricia Nicula – chapter: Patologia de urgență a cristalinului, în “Boli oculare de urgență” under the redaction Marieta Dumitrache. Ed. Medicală, București, 2016, 237-251. ISBN 978-973-39-0813-5.
2. Cristina Nicula, Patricia Nicula – chapter: Complicațiile lentilelor de contact, în “Boli oculare de urgență” under the redaction Marieta Dumitrache. Ed. Medicală, București, 2016, 367-375. ISBN 978-973-39-0813-5.
3. Cristina Nicula –chapter: Glaucomul uveitic, în “Provocări în diagnosticul și tratamentul glaucomului” under the redaction Dorin Chiseliță, Ed. Gr. T. Popa, UMF Iasi, 2016, 173-192. ISBN 978-606-544-401-0

**2017.**

1. Cristina Nicula, Patricia Nicula – chapter: Corectia cu lentile de contact silicon hidrogel a viciilor de refracție la copil, în “Boli oculare la copii” under the redaction Marieta Dumitrache. Ed. Medicală, București, 2017, 111-121. ISBN 978-973-39-0833-3.
2. Cristina Nicula, Patricia Nicula – chapter: Cataracta la copil, în “Boli oculare la copii” under the redaction Marieta Dumitrache. Ed. Medicală, București, 2017, 387-403. ISBN 978-973-39-0833-3
3. Cristina Nicula, chapter: “Medicamente ce acționează asupra trabeculului” în “Ghid de gonioscopie

Ed. Media Med Publicis, București, 2017, 111-123.

#### 2018:

1. **Cristina Nicula**, Patricia Nicula – chapter: Degenerescențele corneene legate de vârsta, în” Boli oculare la persoanele în vârstă”, under the redaction Marieta Dumitrache. Ed. Calisto, București, 2018 127-149. ISBN 978-606-8043-34-0. **Premiul “Victor Babeș” al Academiei Române.**
2. **Cristina Nicula**, Patricia Nicula – chapter:” Sindromul de ochi uscat la persoanele în vârstă” în” Boli oculare la persoanele în vârstă”, under the redaction Marieta Dumitrache. Ed. Calisto, București, 2018, 55-73. ISBN 978-606-8043-34-0. **Premiul “Victor Babeș” al Academiei Române.**
3. **Cristina Nicula**. Proceduri chirurgicale concomitente- cataractă și glaucom în “Pașii corecți pentru trabeculectomie reușită”, Media Med Publicis, București, 2018, 127-141. ISBN 978-606-8463-53-7.

#### 2019:

1. **Cristina Nicula**, Patricia Nicula– chapter: Managementul în afecțiuni palpebrale, în” Managementu in Bolile oculare”, under the redaction of Marieta Dumitrache. Ed. Medicală, București, 2019, 238-260. ISBN978-973-39-0869-2.
2. **Cristina Nicula**, Patricia Nicula– chapter: Chirurgia refractivă a corneei, in” Managementul în Bolil oculare”, under the redaction Marieta Dumitrache. Ed. Medicală, București, 2019, 390-415. ISBN978 973-39-0869-2.

#### 2020

1. **Cristina Nicula**, Simona Nicoară–chapter: Patologia orbitei, in Simona Nicoară: Oftalmologie Ed. UMF Cluj, 2020,57-60. ISBN 978-973-693-981-5.
2. **Cristina Nicula**, Simona Nicoară–chapter: Patologia cristalinului, in Simona Nicoară: Oftalmologie, Ed. UMF Cluj, 2020,113-117. ISBN 978-973-693-981-5.
3. **Cristina Nicula**- chapter: Compendiu de Boli Rare cu afectare oculară, Ed. Media Med Publicis, București, 2020, 16, 20, 28, 29, 32, 42, 45, 63, 64, 67, 68, 69, 70,71, 79,82,83,84,90,93,94. ISBN 978-606-8463-69-8.

#### 2021

1. **Cristina Nicula**- chapter: Terapia cross-linking în keratoconusul progresiv, in “Curs Oftalmologie clinică”, under the redaction of D Costin, Ed. PIM, 2021, Iași, Vol. 4, 48-68. ISBN 978-606-13-4577-9.
2. **Cristina Ariadna Nicula**, Dorin Nicula, Anca Maria Rednik and Adriana Elena Bulboacă–chapter: Conventional and accelerated “epi-off” Corneal crosslinking-UVA procedure in the treatment of progressive keratoconus in “Current Topics in Medicine and Medical Research” vol. 12, under the redaction of Dr. Ramash Gurunathan, Ed. Book Publisher International, 2021,120-129.ISBN 978-93-90516-25-4.
3. **Cristina Nicula**-chapter:Tratamentul laser Yag –Neodinium în opacifierea capsulei posterioare, in Marieta Dumitrache :“Tratamentul laser în boli oculare”, Ed. Academiei Române București, 2021,175-183. ISBN 978-973-27-3392-9.
4. **Cristina Nicula**, Patricia Nicula–chapter: Tratamentul laser în boala glaucomatoasă, in Marieta Dumitrache: “Tratamentul laser în boli oculare”, Ed. Academiei Române, București, 2021,183-195.ISBN 978-973-27-3392-9.

#### 2022

1. **Cristina Nicula**, Ariadna Patricia Nicula–chapter “Lentile de contact”in Compendium of Ophthalmological pathology. Second Edition in Marieta Dumitrache. Ed. Academiei Române,

București, 2022. ISBN 978-973-27-3591-6.

2. **Cristina Nicula**, D Nicula-chapter 7.1, 7.2, 7.3 in Wills Eye Practical Ophthalmology. Diagnosticul și tratamentul afecțiunilor oculare. Ed Wolters Kluwer Prior, București 2022, 154-162. ISBN 978-1-9751-6075-3.

## ISI papers

### Paper indexed in WOS: main author

1. Cătălina Corbu, Raluca Moisescu, Raluca Iancu, **Cristina Nicula**, M Marinescu. Extended use of LASIK procedure – possible medical error? Ethical and forensic case assessment. Rom J Leg Med, 2014, (22), 121-126. DOI: 10.4323/rjlm. 2014.12101/2014. (IF=0.27)  
<https://www.researchgate.net/publication/282605925>

2. **Cristina Nicula**, D. Nicula, M. Blidaru, A. Ghițuică, Ștefania Neamțu, Aniela Saplonțai-Pop. Orbital Rhabdomyosarcoma with a good life prognosis after surgical treatment in a 14-year-old patient. Central European Journal of Medicine. 06/2014; 9(3):394-399. DOI: 10.2478/s11536-013-0289-8. (IF= 0.15)  
<https://doi.org/10247-8/S 11536-013-0289-8>.

3. **Cristina Nicula**, D Nicula, Raluca Popescu. Corneal Collagen Cross-Linking in Keratoconus – long-term prospective study. Journal Francais D'Ophthalmology. 02/2015; 38(3). DOI: 10.1016/j.jfo.2014.10.007. (IF=0.67)

4. **C. Nicula**, D. Nicula, R.N. Pop. Results at 7 years after cross-linking procedure in keratoconic patients. Journal Francais D'Ophthalmology, 2017, 40, 535-541. DOI: 10.1016/j.jfo.2017.03.003 (IF=0.67), WOS: 4.1064E+11  
<https://doi.org/10.1016/j.jfo.2017.03.003>

5. **Cristina Nicula**, Radu Pop, Anca Rednik, Dorin Nicula. "10-Year Results of Standard Cross-Linking in Patients with Progressive Keratoconus in Romania". Journal of Ophthalmology, Hindawi, March 2019, 2-5. (Q2, FI=1.447) DOI: 10.1155/2019/8285649, WOS:4.61683E+11  
<https://doi.org/10.1155/2019/8285649>

6. **Cristina Nicula**, Anca Rednik, Adriana Bulboacă, Dorin Nicula. Comparative results in „epi-off” conventional and accelerated cross-linking in pediatric keratoconus patients, Dove press Ther Clin Risk Manag. 2019; 15: 1483–1490. doi: 10.2147/TCRM.S224533. (Q1, IF=1.888), WOS: 000504883200001  
<https://doi.org/10.2147/TCRM.S224533>

7. **Cristina Nicula**, Dorin Nicula, Anca Rednik, Adriana Elena Bulboaca, Sorana Bolboaca. Comparison of Ex-Press P-200 mini-shunt implantation and standard trabeculectomy for open-angle glaucoma: four-year follow-up. ArchMedSci, Termedia Publishing House, Poland. DOI: https://doi.org/10.5114/aoms.2019.89971. October 2019, 1-11 (Q1, IF= 2.807)  
<https://doi.org/10.5114/aoms.2019.89971>

8. Adriana E. Bulboaca, Paul Mihai Boarescu, Sorana D. Bolboaca, Mihai Blidaru, Dana Festila, Gabriela Dogaru, **Cristina Ariadna Nicula**. Comparative Effect of Curcumin Versus Liposome Curcumin on Systemic Pro-Inflammatory Cytokines Profile, MCP-1 and RANTES in

Experimental Diabetes Mellitus. International Journal of Nanomedicine, 2019,14, Dove Press, 8961-8972. (Q1, IF=5.115), DOI: <https://doi.org/10.2147/IJN.S226790>, WOS:000496776200002  
<https://doi.org/10.2147/IJN.S226790>

9.Paul-Mihai Boarescu, Ioana Boarescu, Ioana Corina Bocsan, Raluca Maria Pop, Dan Gheban, Adriana Elena Bulboaca\*, **Cristina Nicula\***, Ruxandra Rasnoveanu, Sorana D. Bolboaca. Curcumin nanoparticles protect against isoproterenol induced myocardial infarction by alleviating myocardial tissue oxidative stress, electrocardiogram, and biological changes. Molecules, 2019, 24, 2802, doi:10.3390/molecules 24152802 (Q2, IF=3.267), WOS: 4.82441E+11  
<https://doi.org/10.3390/molecules24152802>

10.Paul-Mihai Boarescu, Ioana Boarescu, Ioana Corina Bocsan, Raluca Maria Pop, Dan Ghebar Adriana Elena Bulboaca\*, **Cristina Nicula\***, Ruxandra Rasnoveanu, Sorana D. Bulboacă. Antioxidant and Anti-Inflammatory Effects of Curcumin Nanoparticles on Drug-Induced Acute Myocardial Infarction in Diabetic Rats", Antioxidants, oct 2019, 8, Issue 10, 504 .590557; doi: 10.3390/antiox8100504. (Q1, IF=4.52), WOS: 5.0076E+11  
<https://doi.org/10.3390/antiox8100504>

11 .**Cristina Ariadna Nicula**, Raluca Popescu, Anca Maria Rednik, Dorin Nicula, Adriana Elena Bulboaca, Ioana Stanescu. Refractive Lens Exchange in Hyperopic Presbyopes with the Acrysof IQ Panoptix Intraocular Lens: One-Year Results and Analysis of the Literature. Dove press, Ther Clin Risk Manag, 2020:16 1125–1137. (Q1, IF=1.888), DOI:10.2147/TCRM.S279065, WOS:000591671700001  
<https://doi.org/10.2147/TCRM.S279065>

12.**Cristina Nicula**, Dorin Nicula, Anca Rednik, Adriana Bulboaca, Ovidiu Crisan. Morphological and Functional Outcomes after Intravitreal Dexamethasone Injection for Macula Edema in Patients with Central Vein Occlusion at 48- week follow-Up, Hindawi, Journal of Ophthalmology, february 2020,2-7. <https://doi.org/10.1155/2020/6830148> (Q2, IF=1.447), WOS: 00055613590000  
<https://doi.org/10.1155/2020/6830148>

13.**Cristina Ariadna Nicula**, Dorin Nicula, Anca Maria Rednik, Adriana Elena Bulboacă. Comparative Results of “Epi-Off” Conventional versus “Epi-Off” Accelerated Cross-Linking Procedure at 5-year Follow-Up. J of Ophthalmology, Volume 2020 |Article ID 4745101,(Q2,IF=1.447), WOS: 000559035100001  
<https://doi.org/10.1155/2020/4745101>

14.Adriana Elena Bulboacă, Ioana Stănescu, Sorana Bolboacă, Angelo Bulboacă, Gyorgy Bodizs, **Cristina Ariadna Nicula**. Retinal fiber layer thickness and oxidative stress parameters in migraine patients without aura: a pilot study. Antioxidants, 2020, 9(6):494, MDPI (10.3390/antiox9060494).(Q1, IF=5.014), WOS: 000551532200001  
<https://doi.org/10.3390/antiox9060494>

15. Monica Adriana Motorca, Camelia Liana Buhăș, Simona Gabriela Bungau, Claudia Teodora Judea Pusta, **Cristina Ariadna Nicula\***, Marius Rus, Ana Maria Alexandra Stanescu, Alina Cristiana Venter, Camelia Cristina Diaconu, Paula Marian. The morphological characteristics of

the physically abused child. Report of a case and literature review. Rom J Morphol Embryol 2020, 61(1) (IF=1.411), WOS: 000559112300005  
[10.47162/RJME.61.1.31,](https://pubmed.ncbi.nlm.nih.gov/32747920/)  
<https://pubmed.ncbi.nlm.nih.gov/32747920/>

16.Sagheer Ahmed, Nadeem Altaf, Mahnoor Ejaz, Zaira Zulfiqar, Kholood Janjua, Dana Feștilă **Cristina Nicula**. Genetic variations in the drug metabolizing enzyme, CYP2E1, among various ethnic populations of Pakistan, PeerJ, 2020, 1-12,  
DOI 10.7717/peerj.9721. (Q2, IF=2.38), WOS: 000560602800007  
<https://doi.org/10.7717/peerj.9721>

17.Babotă Mihai, Voștinaru Oliviu, Ramona Păltinean, Mihali Cosmin, Inês Maria Barros, Lillian Isabel Ferreira, Mocan Andrei, Crișan Ovidiu, **Nicula Cristina\***, Crișan Gianina. Chemical Composition, Diuretic, and Antityrosinase Activity of Traditionally Used Romanian Cerasorum stipites. Frontiers in Pharmacology 2021,12. 647947.10.3389/fphar.2021.647947, Q1, IF= 5.81, WOS: 000653630600001  
[10.3389/fphar.2021.647947](https://doi.org/10.3389/fphar.2021.647947)

18.**Cristina Ariadna Nicula**, Anca Maria Rednik, Ariadna Patricia Nicula, Adriana Elena Bulboaca, Dorin Nicula, Karin Ursula Horvath. Comparative Results Between “Epi-Off” Accelerated and “Epi-Off” Standard Corneal Collagen Crosslinking-UVA in Progressive Keratoconus–7 Years of Follow-Up. Dove press, Therapeutics and Clinical Risk Management, 2021:17 975–988.[https://doi.org.10.2147/TCRM.S321410](https://doi.org/10.2147/TCRM.S321410).,  
WOS: 000696563800002 (Q3, FI=2.28)  
<https://doi.org/10.2147/TCRM.S321410>

19.Fatima Saqib, Mehwish Shaukat, Sana Javaid, Muhammad Riaz, Zahid Khan, Călin Cobelschi, Dana Feștilă, **Cristina Nicula**. In vitro and in vivo biological approach to validate folkloric claims of Trianthema triquetra Rottler and Wild. Bangladesh Journal of Botany, 2021, 50(1):21-28. DOI:10.3329/bjb.v50i1.52664., WOS: 000629004200004 (Q3, IF= 0.35)  
<https://doi.org/10.3329/bjb.v50i1.52664>

20.**Cristina Ariadna Nicula**, Dorin Nicula, Sorana Bolboaca, Adriana Bulboacă. One year outcomes after small incision lenticule extraction ReLEX in the correction of myopia and myopic astigmatism. BMC Ophthalmology, 2021, vol 21, Article number: 423 (2021) (IF=2.209) (Springer Nature), WOS= 000728896100001.  
<https://doi.org/10.1186/s12886-021-02195-9>

21.**Cristina Ariadna Nicula**, Adriana Elena Bulboacă, Dorin Nicula, Ariadna Patricia Nicula, Karin Ursula Horvath, Sorana D. Bolboacă. Performances of corneal topography and tomography in the diagnosis of subclinical and clinical keratoconus. Frontiers in Medicine Section Ophthalmology, May 2022, 1-5. <https://doi.org/10.3389/fmed.2022.904604>,  
(Q1,IF=4.592)  
<https://doi.org/10.3389/fmed.2022>.

#### Co-author in ISI papers-WOS

1.Szabo B, Szabo I, **Nicula C**, Crișan D, Crivii C. Multiple malignant tumours of the orbit. Rom J Morpho Embryo. 2009,50(3):491-495. (Q3, IF=0.381)  
<https://rjme.ro/RJME/resources/files/500309491495.pdf>

2. Cosmin Rosca, Mihnea Munteanu, Irina Tamasoi, Zarko Petrc, Nicolae Balica, **Cristina Nicula**, Octavian Cretu. Calcification of hydrophilic acrylic intraocular lens in eyes with silicone oil tamponade-an interventional case series report. *Acta Ophthalmologica* ,2016,94(6): 635-7. doi:10.1111/aos12887. (Q1, IF=3.06)  
<https://doi.org/10.1111/aos.12887>
3. C Ionescu, C G Corbu, C Tanase, C Ionescu-Cuypers, **C Nicula**, Dăscălescu D, Cristea M, Voinea L. Inflammatory biomarkers profile as microenvironmental expression in keratoconus. *Disease markers* 2016, 2016,1243819, Dx.doi.org.10.1155/2016/1243819. (Q2, IF=0.867)  
<https://doi.org/10.1155/2016/1243819>
4. Vasile Potop, **Cristina Nicula**, Dana Dăscălescu. Occult phacomorphic glaucoma- a new clinical entity. *Merit Research Journal of Medicine and Medical Sciences* 2017, 5(5),235-239. (ISSN:2354-323X). (Q4, IF=1.286)  
<https://meritresearchjournals.org/mms/content/2017/May/Potop%20et%20al.pdf>
5. Ioana Cătălina Ionescu, Cătălina Gabriela Corbu, Cristiana Tanase, Gabriela Ioniță, **Cristina Nicula** Valeria Coviltir, Vasile Potop, Mihaela Constantin, Elena Codrici, Simona Mihai, Ionela Daniela Popescu, Ana-Maria Enciu, Dana Dascalescu, Miruna Burcel, Radu Ciuvulica, Liliana-Mary Voinea. Overexpression of Tear Inflammatory Cytokines as additional Findings in Keratoconus Patients and Their First-Degree Family Members. *Hindawi, Mediators of Inflammation* 2018, 2018, 4285268, doi.org/10.1155/2018/4285268, WOS: 000444879200001 (Q2, IF=4.711)  
<https://doi.org/10.1155/2018/4285268>
6. Raluca Maria Popescu, Ciprian Ober, Bogdan Sevastre, Marian Tulescu, Mihai Negru, Iulia Melega, Sidonia Bigdan, **Cristina Nicula**, Ioan Coman. Complications of cataract surgery in Wistar rats undergoing treatment with tamsulosin. *Spandidos, Experimental and Therapeutical Medicine*, 2019, 17(1),137-146, doi.org/10.3892, WOS: 000454841500018(Q3, IF=1.448)  
<https://doi.org/10.3892/etm.2018.6904>
7. Adriana Bolboaca, **Cristina Nicula**, Paul Mihai Boarescu, Ioana Stănescu, Gabriela Dogaru. The effect of liposomal epigallocatechingallate and metoclopramide hydrochloride co-administration on experimental migraine. *Farmacia*, 67(5):905-911, PRINTECH Publishing House, Bucharest, Romania (10.31925/farmacia.2019.5.23). (Q1, IF=1.433)  
<https://doi.org/10.31925/farmacia.2019.5.23>
8. Adriana Elena Bulboacă, Alina Porfire, Sorana D. Bolboacă, **Cristina Ariadna Nicula**, Dana Gabriela Feștilă, Alexandra Roman, Ruxandra Mioara Râjnoveanu, Armand Râjnoveanu, Gabriela Dogaru, Paul-Mihai Boarescu, Vasile Rus, Corneliu Angelo Bulboacă, Alexandra Ina Bulboacă, Ioana Stănescu. Protective Effects of Liposomal Curcumin on Oxidative Stress/Antioxidant Imbalance, Metalloproteinases 2 and -9, Histological Changes and Renal Function in Experimental Nephrotoxicity Induced by Gentamicin. *Antioxidants* 2021, 10, 325. (Q1, IF=5.952), WOS= 000622059500001.  
<https://doi.org/10.3390/antiox10020325>
9. Aurora Mocanu, PJ Quinn, **Cristina Nicula**, Sorin Riga, Gheorghe Tomoaia, Ciprian-Alin Bardas, Maria Tomoaia Cotișel. Interaction of local anesthetic procaine with phospholipid mode

membrane. Rev. Roum. Chim. 2021,66(10-11),855-869.DOI: 1033224/rrch.2021.66.10-11.09.(Q4, IF= 0.459), WOS:000813159300010

<https://revroum.lew.ro/wp-content/uploads/2021/10/Art%2009.pdf>

10. Adriana Elena Bulboacă, Alina Porfire, Vasile Rus, **Cristina Ariadna Nicula**, Corneliu Angelo Bulboacă, Sorana D. Bolboacă. Protective Effect of Liposomal Epigallocatechin-Gallate in Experimental Gentamicin-Induced Hepatotoxicity. Antioxidants 2022, 11(2), 412. doi.org/10.3390/antiox11020412.(Q1, IF=5.952), WOS= 000622059500001.

<https://doi.org/10.3390/antiox11020412>

11. L. Damian, C. Pamfil, C. Bucşa C, **C. Nicula**, L. Mouthon, Z. Amoura, M. Cutolo, G.R. Burmester, J.E. Fonseca, L. Grapini, L. Arnaud, S. Rednic. Rare within rare. Necrotizing scleritis and peripheral ulcerative keratitis: eye-threatening complications of relapsing polychondritis". Clin Exp Rheumatol 2022; 40 (Suppl. 134): S86-S92. (Q2, IF=4.473), WOS:000799906400012

<https://www.clinexprheumatol.org/article.asp?a=18164>

#### BDI Papers **Main author**

1. **Cristina Nicula**. The results of correcting aphakia by an artificial lens implant (Rezultatele corecției afachiei prin implant de cristalin artificial). Oftalmologia, 1996, 40(4), 349-354.

<https://pubmed.ncbi.nlm.nih.gov/8962863/>

2. **Cristina Nicula**. The results and complications of artificial lens implantation in the anterior chamber (Rezultate și complicații ale implantelor de cameră anterioară). Oftalmologia, 1997, 41(3) 213-216.

<https://pubmed.ncbi.nlm.nih.gov/9409964/>

3. **Cristina Nicula, D Nicula**. The posterior chamber implant per secundam. (Implantul de camera posterioara per secundam). Oftalmologia, 1997, 41(4), 347-349.

<https://pubmed.ncbi.nlm.nih.gov/9409991/>

4. **Cristina Nicula, Rodica Pop**. The functional prognosis of traumatic cataracts operated on for an artificial lens implant (Prognosticul functional al cataractelor traumatice operate cu implante de cristalin artificial). Oftalmologia, 1998, 42(1), 45-50.

<https://pubmed.ncbi.nlm.nih.gov/9713200/>

5. **Nicula C. Pop R**. Complications specific to posterior chamber lens implantation. (Complicațiile specifice implantelor de cristalin de camera posterioara). Oftalmologia, 1998, 42(2), 21-26.

<https://pubmed.ncbi.nlm.nih.gov/9932350/>

6. **Cristina Nicula, Rodica Pop**. The functional results in primary surgical cataract associated with diabetes mellitus (Rezultate functionale in cataracta primitiva operata, asociata cu diabet zaharat). Oftalmologia, 1998, 44(3), 40-44.

<https://pubmed.ncbi.nlm.nih.gov/10418612/>

7. **Cristina Nicula, D Nicula**. Yag Laser capsulotomy in secondary cataract (Capsulotomia Laser



YAG in cataracta secundara). Oftalmologia,1999,46(1), 49-52.  
<https://pubmed.ncbi.nlm.nih.gov/10641086/>

8.**Cristina Nicula**, Rodica Pop.The posterior chamber artificial crystalline lens implant in the diabetic patient. (Implantul de cristalin artificial de camera posterioara la bolnavii diabetici). Oftalmologia,1999, 47(2), 57-62.  
<https://pubmed.ncbi.nlm.nih.gov/10641104/>

9.**Cristina Nicula**, Cristina Vladutiu, D Nicula. The therapeutic aspects in intermittent divergent strabismus (Considerații terapeutice in strabismele divergente intermitente). Oftalmologia,1999,49(4), 73-77.  
<https://pubmed.ncbi.nlm.nih.gov/11021289/>

10.**Cristina Nicula**, D Nicula. The explantation and implantation of artificial intraocular lenses(Explantarea si inlocuirea cristalinelor artificiale). . Oftalmologia,2000, 51(2), 14-18.  
<https://europepmc.org/article/med/11021118>

11.**Cristina Nicula**, D Nicula. Ethiopatogenetical consideration in the development of retinal detachment in aphakic and pseudofachic eye. (Consideratii etiopatogenetice in aparitia dezlipirii de retina in ochi afac si pseudofac). Oftalmologia ,2000,50(4), 28-31.  
<https://pubmed.ncbi.nlm.nih.gov/11392824/>

12.**Cristina Nicula**, D Nicula. Postoperative induced astigmatism (Astigmatismul indus operator) Oftalmologia,2000,50(4), 43-47.  
<https://pubmed.ncbi.nlm.nih.gov/11392830/>

13.**Cristina Nicula**, Funariu Iustina.The Faden operation in strabismus surgery (Faden-operatia in chirurgia strabismului). Oftalmologia,2001,53(3),31-34.  
<https://pubmed.ncbi.nlm.nih.gov/11915687/>

14.**Cristina Nicula**, D Nicula. Correlations between ocular biometry and post-surgical refraction (Corelații între biometria oculară și refracția postoperatorie). Oftalmologia, 2001, 54(4),69-72.  
<https://pubmed.ncbi.nlm.nih.gov/12035607/>

15.**Nicula Cristina**, Nicula D. Postoperative endophtalmitis (Endoftalmita postoperatorie). Oftalmologie 2002;55(4):9-12.  
<https://pubmed.ncbi.nlm.nih.gov/12723170/>

16.**Nicula Cristina**, Nicula D, Zuica Georgiana.Secondary implantation of posterior chamber intraocular lenses (Implantarea per secundam a cristalinelor artificiale de camera posterioara). Oftalmologia,2002,55(4),13-17.  
<https://pubmed.ncbi.nlm.nih.gov/12723171/>

17.**Nicula Cristina**, Nicula D, Bulboaca Adriana. Facoemulsificarea și ochiul diabetic. Oftalmologia. 2002;55(4):48-52.  
<https://pubmed.ncbi.nlm.nih.gov/12723178/>

18.**Nicula C**, Blidaru M, Nicula D. Correction of refractive errors in children with contact lenses (Corectia viciilor de refractie la copii cu lentile de contact). Oftalmologia. 2004;48(4):77-81.

<https://pubmed.ncbi.nlm.nih.gov/15782768/>

19. **Cristina Nicula**, Nicula D, Blidaru M. Explantation and replacement of intraocular lenses (Explantare și înlocuirea cristalinelor artificiale). *Oftalmologia*. 2004;48(4):82-86.

<https://pubmed.ncbi.nlm.nih.gov/15782769>

20. **Cristina Nicula**, Nicula D, Blidaru M. Refractive surgery of the lens in severe myopia (Chirurgia refractivă a cristalinului în miopia severă). *Oftalmologia*. 2006;50(1):94-98.

<https://pubmed.ncbi.nlm.nih.gov/16773947/>

21. **Cristina Nicula**, M Calugaru, Roșca G, Blidaru M. Choroidal melanoma associated with intracerebral meningioma (Melanom coroidian asociat cu meningiom intracerebral). *Oftalmologia*. 2006;50(3):52-57.

<https://pubmed.ncbi.nlm.nih.gov/17144507/>

22. **Nicula C**, Stanilă L, Cristea A. Marinescu-Sjogren syndrome- case report (Sindrom Marinescu-Sjogren- prezentare caz). *Oftalmologia*. 2007;51(1):35-39.

<https://pubmed.ncbi.nlm.nih.gov/17605269/>

23. **Nicula C**, Stanilă L. Lyme disease-case presentation (Boala Lyme- prezentare caz). *Oftalmologia*. 2008;52(1):54-58.

[https://www.unboundmedicine.com/medline/citation/18714491/abstract/%5BLyme\\_disease\\_case\\_repo](https://www.unboundmedicine.com/medline/citation/18714491/abstract/%5BLyme_disease_case_repo)

24. **Cristina Nicula**, L. Bran. Complicated recurrent herpetic keratitis in a young patient (Keratiți herpetică recurentă complicată la un pacient tânăr). *Oftalmologia*. 2010;54(1):53-57.

<https://pubmed.ncbi.nlm.nih.gov/20540370/>

25. **Cristina Nicula**, L. Bran. Corneal ulcer with hypopyon in a patient with perforant keratoplasty (Ulcer cornean cu hipopion la un pacient cu keratoplastie perforantă). *Oftalmologia*. 2010;54(2):75-78.

<https://pubmed.ncbi.nlm.nih.gov/20827915/>

26. **Nicula C**, Nicula D, Popescu R. Intraoperative floppy iris syndrome- a prospective study. (Sindrom de flacciditate iriană intraoperatorie-studiu prospectiv). *Oftalmologia*, 2013, 57(2), 38-44.

<https://pubmed.ncbi.nlm.nih.gov/24386791/>

27. **Cristina Nicula**, Mihai Blidaru, Raluca Popescu, Aniela Saplontai Pop. Choroidal malignant melanoma. *Indian Journal of Applied Research*, vol 2, issue 10, oct. 2013, 135-138.

[https://www.worldwidejournals.com/paripex/recent\\_issues\\_pdf/2013/October/choroidal-malignant-melanoma\\_October\\_2013\\_4061921001\\_2703998.pdf](https://www.worldwidejournals.com/paripex/recent_issues_pdf/2013/October/choroidal-malignant-melanoma_October_2013_4061921001_2703998.pdf)

28. **Nicula C**, Nicula D, Rusu I, Popescu R. Bilateral anterior uveo-papillitis, suspicious of Lyme disease (uveo-papilită anterioară bilaterală- suspiciune de boala Lyme). *Oftalmologia*, 2013, 57(2), 23-31.

<https://pubmed.ncbi.nlm.nih.gov/24386789/>

29. **Cristina Nicula**, D Nicula, R Pop, Cătălina Corbu, Mărioara Moldovan. Functional Results in Refractive Clear Lens Extraction with Implantation of Multifocal Restor +3D Intraocular Lens in Hyperopic and Presbyopic Patients. *Indian Journal of Applied Research*, vol 4, issue 1, Jan 2014, 30-32

[https://www.worldwidejournals.com/indian-journal-of-applied-research-\(IJAR\)/recent\\_issues\\_pdf/2014/January/January\\_2014\\_1388584655\\_ee78c\\_108.pdf](https://www.worldwidejournals.com/indian-journal-of-applied-research-(IJAR)/recent_issues_pdf/2014/January/January_2014_1388584655_ee78c_108.pdf)

30. **Cristina Nicula**, Dorin Nicula, Radu Nicolae Pop, Rosca Cosmin. Corneal collagen cross-linking procedures”, New Frontiers in Ophthalmology, 2016, 2(6), 205-211.  
<https://oatext.com/pdf/NFO-2-146.pdf>
31. **Cristina Nicula**, Izabela Szabo. Vogt-Koyanagi-Harada syndrome. Case report. Romanian Journal of Ophthalmology, 2016, 60(3), 181-183.  
<https://www.ncbi.nlm.nih.gov/pmc/articles/PMC5720132/>
32. **Cristina Nicula**, Izabela Szabo. Complicated corneal ulcer - case report. Romanian Journal of ophthalmology. 2016, 60(4): 260-263. ISSN 2457-4325.  
<https://www.ncbi.nlm.nih.gov/pmc/articles/PMC5711291/>
33. **Cristina Nicula**, D Nicula, R Pop, Andrea Nagy. Our experience in ocular biometry in congenital and infantile cataract. New Frontiers in Ophthalmology. 2016. 2(5). 169-173. ISSN 2397—2092  
<https://oatext.com/pdf/NFO-2-140.pdf>
34. **Cristina Nicula**, R Pop, D Nicula. Comparative results in a combined procedure of intrastroma corneal rings implantation and cross-linking in patients with keratoconus; a retrospective study. Ophthalmology and Therapy, 2017, 6 (2): 313-321.  
<https://www.ncbi.nlm.nih.gov/pmc/articles/PMC5693829/>
35. **Nicula C**, Szabo I, Ivan O. Stem cells treatment in the ocular surface regeneration Rom J Ophthalmol. 2017 Oct-Dec; 61(4): 239–243.  
<https://www.ncbi.nlm.nih.gov/pmc/articles/PMC5827138/>
36. **Nicula Cristina Ariadna**, Nicula Dorin, Bulboacă Adriana Elena. Non-surgical correction of diplopia after stroke-a strong impact factor on quality of life-minireview. Balneo Research Journal. 2019;10(4):489–494. DOI 10.12680/balneo.2019.286.  
<http://dx.doi.org/10.12680/balneo.2019.286>
37. **Nicula Cristina Ariadna**, Suci Corina, Bulboacă Adriana Elena Bulboacă. Pseudotumor cerebri-Case report. Balneo Research Journal 2020;11(1):50-54. DOI 10.12680/balneo.2020.315.  
<http://dx.doi.org/10.12680/balneo.2020.315>
38. **Nicula Cristina Ariadna**, Suci Corina, Bojan Anca, Damian Laura, Bulboacă Adriana Elena. An uncommon association of dry eye syndrome with relapsing polychondritis and necrotizing scleritis. Balneo Research Journal. 2020;11(2):204-209. DOI 10.12680/balneo.2020.341  
<http://dx.doi.org/10.12680/balneo.2020.341>
39. **Nicula Cristina**, Nicula Dorin, Dogaru Gabriela, Bulboacă Adriana Elena. The impact of the dry eye syndrome on the quality of life in elderly patients-minireview. Balneo Research Journal 2020;11(2):196–203. DOI 10.12680/balneo.2020.340  
<http://dx.doi.org/10.12680/balneo.2020.340>

40. Stanescu Ioana, Bulboacă Adriana, Dogaru Gabriela, **Nicula Cristina**. Tear biomarkers in neurodegenerative diseases. Balneo Research Journal. 2020;11(2):191–195. DC 10.12680/balneo.2020.339.

<http://dx.doi.org/10.12680/balneo.2020.339>

41. **Cristina Ariadna Nicula**, Anca Maria Rednik, Dorin Nicula and Adriana Elena Bulboacă. A Possible Associated Risk Factor - Angiotensin-Converting Enzyme Inhibitors along with Systemic Administration of Alpha-1 Antagonists for IFIS Syndrome in Patients with Benign Prostatic Hyperplasia Undergoing Cataract Surgery. EC Ophthalmology, 2020, 11(12): 57-66.

[https://ecronicon.org/ecop\\_volume11\\_issue12](https://ecronicon.org/ecop_volume11_issue12)

<https://ecronicon.org/assets/ecop/pdf/ECOP-11-00720.pdf>

42. **Nicula Cristina**, Nicula Dorin, Suci Corina. Results in keratoconus correction with Kerasoft Contact lenses. Romanian Journal of Ophthalmology, 64, (2), April-June 2020:122-127.

<https://pubmed.ncbi.nlm.nih.gov/32685777/>

43. **Cristina Ariadna Nicula**, Anca Maria Rednik, Ariadna Patricia Nicula, Adriana Elena Bulboacă, Dorin Nicula, Karin Ursula Horvath. Long term visual outcomes in cataract surgery with bilateral implantation of the Extended Depth of Focus Intraocular Lens – Mini Well Ready type Rom J of Ophthalmology, Vol66, (4), 2022, 317-325. DOI:10.22336/rjo.2022.58

[https://rjo.ro/wp-content/uploads/2022/12/7.Cristina-Ariadna-Nicula\\_RJO\\_2022.pdf](https://rjo.ro/wp-content/uploads/2022/12/7.Cristina-Ariadna-Nicula_RJO_2022.pdf)

#### Articole BDI -coauthor

1. Pop R, **Nicula C**, Nicoară S. The incidence of different forms of eye trauma at the Clinica Oftalmologică Cluj (Incidența diferitelor traumatisme oculare în Clinica Oftalmologică Cluj). Oftalmologia, 1993, 37(1), 17-20.

<https://pubmed.ncbi.nlm.nih.gov/8507604/>

2. Rodica Pop, Cristina Vladutiu, **Cristina Nicula**. A re-update of the indications for the Faden operation and the results obtained. (Reactualizarea indicațiilor Faden operației și rezultatele obținute). Oftalmologia, 1994, 38(4), 360-362.

<https://pubmed.ncbi.nlm.nih.gov/7947675/>

3. Cristina Vladutiu, **Cristina Nicula**. "Baby Vision", the first steps at the Ophthalmological Clinic in Cluj. (Bebe vision – primii pași în Clinica Oftalmologica Cluj). Oftalmologia, 1995, 39(1), 18-24

<https://pubmed.ncbi.nlm.nih.gov/7766573/>

4. Cristina Vladutiu, I Grobeiu, E Lazarov, **Cristina Nicula**. The conservative treatment and evolution of intermittent divergent strabismus (Tratamentul conservator și evoluția strabismelor divergente intermitente). Oftalmologia, 1998, 42(2), 59-63.

<https://pubmed.ncbi.nlm.nih.gov/9932358/>

5. D Nicula, **Cristina Nicula**. A clinical case of functional recovery after extensive, perforating corneo-scleral wound with partial evisceration of the membranes and crystalline lens (Caz clinic de

recuperare funcțională după plagă corneo-sclerală perforantă întinsă cu evacuare parțială de membrane și cristalin). *Oftalmologia*, 1999, 49(4), 82-84.

<https://pubmed.ncbi.nlm.nih.gov/11021291/>

6.D Nicula, **Cristina Nicula**. The ocular hypotony after trabeculectomy in a case of pigmentary glaucoma. (Hipotonia oculara după trabeculectomie într-un caz de glaucom pigmentar). *Oftalmologia*, 1999, 48(3), 90-95.

<https://pubmed.ncbi.nlm.nih.gov/10641126/>

7.Cristina Vladutiu, **Cristina Nicula**, E Vasilescu, Calugaru M. Surgical treatment in strabismus with a vertical component (Tratamentul chirurgical în strabismele cu componenta verticală). *Oftalmologia*, 1999, 48(3), 35-39.

<https://pubmed.ncbi.nlm.nih.gov/10641116/>

8.Bulboacă Adriana, **Nicula Cristina**. Arterial hypotension-risk factor in nonarteritic anterior ischemic optic neuropathy (Hipotensiunea arterială – factor de risc în neuropatia optică anterioară ischemică). *Oftalmologia*, 2002; 53(2):52-55.

<https://pubmed.ncbi.nlm.nih.gov/12474443/>

9.Tomi T, **Nicula C**, Nicula D. Postoperative complications of refractive surgery, Lasik technique (Complicații postoperatorii ale chirurgiei refractive, tehnica Lasik). *Oftalmologia*, 2003; 58(3):60-63.

<https://pubmed.ncbi.nlm.nih.gov/14702735/>

10.Bulboacă Adriana, Bulboacă A, **Nicula Cristina**. Endothelial dysfunction in patients with open-angle glaucoma and atheromatous lesions (Disfuncția endotelială la pacienții cu glaucom primar cu unghi deschis și leziuni aterosclerotice). *Oftalmologia*. 2003; 58(3):52-55.

<https://pubmed.ncbi.nlm.nih.gov/14702733/>

11.T Tomi, **Cristina Nicula**. Myopia correction with Excimer Carl Zeiss Meditec MEL 70 laser-Lasik technique. (Corecția miopiei cu Laser-ul Excimer Carl Zeiss Meditec MEL 70 – tehnica Lasik). *Oftalmologia*. 2006; 50(4):43-46.

<https://pubmed.ncbi.nlm.nih.gov/17345802/>

12.Szabo B, Szabo I, **Nicula C**, Popescu L.A. Enophthalmos in an orbital tumor (enofthalmia asociată unei formațiuni tumorale intraorbitale - prezentare de caz). *Oftalmologia*, 2013, 57(1), 9-11.

<https://pubmed.ncbi.nlm.nih.gov/24027962/>

13..RM Popescu, C Ober, B Sevastre, **C Nicula**, I Coman. Intraoperative floppy iris syndrome caused by alpha 1-blockers treatment in benign prostatic hyperplasia. *Human and Veterinary Medicine*, 2018, 10(4):169-174.

<http://www.hvm.bioflux.com.ro/docs/2018.169-174.pdf>

14.Adriana Bulboacă, Angelo Bulboacă, Ioana Stănescu, Mihai Blidaru, Alexandra Ina Bulboacă, **Cristina Nicula**, Gabriela Dogaru, Post-stroke visual rehabilitation - the impact on life quality of the stroke survival patients - a brief review. *Balneo Research Journal*. 2019; 10(1):17-23. DOI:10.12680/balneo.2019.233

<http://dx.doi.org/10.12680/balneo.2019.233>

15. Bulboacă Adriana Elena, **Nicula Cristina**, Bulboacă Angelo, Blidaru Mihai, Boarescu Pat Mihai, Festila Dana, Dogaru Gabriela, Stanescu Ioana. Oxidative stress/antioxidant balance implication in reducing of intra-ocular pressure in patients with stroke, nicergoline therapy an open-angle glaucoma, *Balneo Research Journal*. 2019;10(3):259–264. DC 10.12680/balneo.2019.266  
<http://dx.doi.org/10.12680/balneo.2019.266>

**Rezumate publicate în revistele și volumele unor manifestări științifice indexate/ în alte BDI:**

1. Cristina Nicula. Results and Complications of Anterior Chamber Intraocular Lenses. Final Programme and Abstract Book of the XI-th Congress of the European Society of Ophthalmology, Budapest, 1997, 965, ISBN 963 408 065 0.
2. Nicula Cristina, D Nicula. Refractive Lens Exchange in High Myopia on Adults older than 45 Years. XXII Congress of the ESCRS Book Abstract, Paris, 2004, 196.
3. D Nicula, Cristina Nicula. Correction of High Astigmatism by a Combined Method: Arcuate Incisions followed by Excimer Laser. XXII Congress of the ESCRS Book Abstract, Paris, 2004, 196.
4. Cristina Nicula. Correction of myopia and myopic astigmatism by glasses. Annual Congress RCLSO, 2014, 66. ISBN 978-606-12-0849-4, ISSN 2392-8654, ISSN-L 2392-8654.
5. **Cristina Nicula**, P Tarcău. Difficulties in cataract surgery at a patient with high myopia and IFI syndrome-case presentation. Annual Congress RCLSO, 2014, 34. ISBN 978-606-12-0849-4, ISSN 2392-8654, ISSN-L 2392-8654.
6. D Nicula, **Cristina Nicula**. Correction of residual refractive defect after cataract surgery. Annual Congress of RCLSO, 2014, 87. ISBN 978-606-12-0849-4, ISSN 2392-8654, ISSN-L 2392-8654.
7. **Cristina Nicula**, D Nicula. Toric soft contact lenses in the correction of astigmatism. Annual Congress of RCLSO, 2014, 94. ISBN 978-606-12-0849-4, ISSN 2392-8654, ISSN-L 2392-8654.
8. D Nicula, **Cristina Nicula**, R Pop, Andrea Nagy. Late conjunctival necrosis, on the scleral indentation sponge, used for the retinal detachment surgery-video. Annual Congress RCLSO, 2014 95. ISBN 978-606-12-0849-4, ISSN 2392-8654, ISSN-L 2392-8654.
9. Cristina Nicula. Ocular biometry in extreme situations. Primul Congres Național de Cataractă și Chirurgie refractivă, Bucharest, 2014, 21. ISBN 978-973-0-17093-1.
10. D Nicula, **Cristina Nicula**, R Pop, Andreea Nagy. Artificial intraocular lens-surgical approach. A doilea Congres Național de Cataractă și Chirurgie refractivă, Eforie Nord, 2015, 56. ISBN 978-973-0-19356-5.
11. D Nicula, **Cristina Nicula**, R Pop, Andreea Nagy. Explantation and reimplantation of phakic ICL video. Al doilea Congres Național de Cataractă și Chirurgie refractivă, Eforie Nord, 2015, 68.

ISBN 978-973-0-19356-5.

12. Cristina Nicula. Correction of hyperopia with glasses. Anual congress of RCLSO, 2015, 60. ISBN 978-606-12-1150-0, ISSN 2392-8654, ISSN –L 2392-8654.

13. **Cristina Nicula**, D Nicula, Andrea Nagy. Correction of hyperopia and presbyopia by clear lens extraction and multifocal artificial intraocular lenses-case presentation. Annual congress of RCLSO, 2015, 63. ISBN 978-606-12-1150-0, ISSN 2392-8654, ISSN –L 2392-8654.

14. D Nicula, **Cristina Nicula**, Andrea Nagy. Correction of hyperopia and presbyopia with Panoptix artificial intraocular lenses. Annual congress of RCLSO, 2015, 65. ISBN 978-606-12-1150-0, ISSN 2392-8654, ISSN –L 2392-8654

15. **Cristina Nicula**, D Nicula, Raluca Popescu. Long-term results in cross-linking techniques in keratoconus patients. Al doilea Congres Național de Cataractă și Chirurgie refractivă, Eforie Nord 2015, 40. ISBN 978-973-0-19356-5.

16. Cristina Nicula. Tomografia în coerență optică-examinare a segmentului anterior. The Anual Congress of the Contact Lens Society and Romanian Society of Cornea and Ocular Surface, 4-5.11.2016, Sibiu, Romania, ISSN 2392-8654, ISSN-L2392-8654, 3.

17. Cristina Nicula. Uveitic glaucoma. The 9-th Glaucoma National Symposium, Iași, 20-21 May, 2016, 109. I (ISSN 2501-6105, ISSN L 2501-6105)

18. D Nicula, **Cristina Nicula**, Carmen Prodan, Andreea Decsei, C Roșca. Posterior capsular rupture with nuclear fragment and anterior cortical remnants on unique eye-surgical solution. The 3-rd National Congress of cataract and refractive surgery. 2016, Eforie Nord, 64. ISSN 2501-8418, ISSN-L2501-8418.

19. **Cristina Nicula**, D Nicula, Andreea Decsei. White hypermature cataract on single eye-surgical solution. Al 3-lea congres Național de cataractă și chirurgie refractivă. 2016, Eforie Nord, 66. ISSN 2501-8418, ISSN-L2501-8418.

20. Cristina Nicula. Glaucomul uveitic. A 9-a Conferință Națională de glaucom. Iași, 2016, 109. ISSN2501-6105, ISSN-L 2501-6105.

21. D Nicula, Andreea Decsei, Carmen Prodan, **Cristina Nicula**, C Roșca. Surgical solution in congenital cataract associated with small pupil. The 52 Anual Conference of Ophthalmologist (RAO, 18-19 May 2016) (ISSN 2501-6105, ISSN L 2501-6105), 57

22. D. Nicula, Andreea Decsei-Nagy, Carmen Prodan, **Cristina Nicula**, C. Roșca. Presenile Cataract. Iris Coloboma. Posterior capsule rupture. Surgical solution. The 52 Anual Conference of Ophthalmologist (RAO, 18-19 May, 2016) (ISSN 2501-6105, ISSN L 2501-6105), 56-57.

23. Cristina Nicula. Cross-linking procedure. The 6-th Global Ophthalmologists Annual Meeting, May 16-18, 2016, Osaka, Japan, ISSN 2155-9570, 68.

24. Cristina Nicula. Functional results in refractive clear lens exchange with implantation of

- multifocal ReStore+3D intraocular lens at hyperopic and presbyopic patients. The 6-th Global Ophthalmologists Annual Meeting, May 16-18, 2016, Osaka, Japan, ISSN 2155-9570, 76.
25. **Cristina Nicula**, D Nicula, Izabela Szabo, R Pop. One-year results after intraocular implantation of the trifocal artificial lens Acrysof Panoptix. The XVI-th National Congress of Ophthalmology with international participation, 27-30<sup>th</sup> September 2017, ISSN 2457-4325, ISSN-L2457-4325, 51.
26. **Cristina Nicula**. Steroid induced glaucoma. The 10-th edition of the National Congress of Glaucoma, Poiana Braşov, Romania, 2017, ISBN 978-606-8463-45-2, 63.
27. **Cristina Nicula**. Factori nonpresionali implicați în patogeneza GPUD. The 10-th edition of the National Congress of Glaucoma, Poiana Braşov, Romania, 2017, 14. ISBN 978-606-8463-45-2.
28. **Cristina Nicula**. Comparative results of IOP intraocular lowering in patients with POAG operated by trabeculectomy versus Ex-Press shunt. The 10-th edition of the National Congress of Glaucoma, Poiana Braşov, Romania, 2017, ISBN 978-606-8463-45-2, 42.
29. D Nicula, R Pop, Carmen Prodan, **Cristina Nicula**. Direct traumatic cataract-which are the conditions of premium or multifocal IOL implantation? The XVI-th National Congress of Ophthalmology with international participation, 27-30<sup>th</sup> September 2017, ISSN 2457-4325, ISSN-L2457-4325, 53.
30. **Cristina Nicula**. Stem cell treatment-new method in the ocular surface reconstruction. 2017, Sibiu, România, ISSN 2392-8654, ISSN-L2392-8654, 24.
31. **Cristina Nicula**, Ioana Stănculescu, Ozana Ivan. Anual Congres of RLCSO. 2017, Sibiu, România, ISSN 2392-8654, ISSN-L2392-8654, 42.
32. **Cristina Nicula**, Laura Damian, Anca Bojan, Izabela Szabo, Ozana Ivan. Policondritis associated with necrotising scleritis-case presentation. The XVI-th National Congress of Ophthalmology with international participation, 27-30<sup>th</sup> September, 2017, ISSN 2457-4325, ISSN-L2457-4325, 40.
33. **Cristina Nicula**. Tratatamentul suprafeței oculare cu celule stem. Congresul Anual al RCLSO, 2018, 17. ISSN 2392-8654, ISSN-L2392-8654.
34. **Cristina Nicula**. Terapia Cross-linking –UV în tratamentul keratoconusului progresiv. Scoala Oftalmologică de Vară 2021, 87, ISSN 2784-1642/ ISSN-L 2784-1642.
35. **Cristina Ariadna Nicula**, Anca Maria Rednik, Ariadna Patricia Nicula, Adriana Elena Bulboaca, D Nicula, Karin Ursula Horvath. Rezultate pe termen lung in chirurgia cataractei cu implantare bilaterala de cristalini artificiali EDOF-tipul Miniwell Ready. RAO, 2021, ISSN 2559-334X, ISSN-L 2559-334L.
36. **Cristina Nicula**, Adriana Elena Bulboacă, Dorin Nicula, Ariadna Patricia Nicula, Karin Ursula Horvath, Sorana D. Bulboacă. Performanța topografiei și tomografiei corneene în diagnosticul clinic și subclinic al keratoconusului. Al VIII-lea congres al Societății Române de cataractă și chirurgie refractivă, 2022, 74, ISSN 2501-8418/ISSN –L 2501-8418.



-membru într-un grant de cercetare, coordonator regional într-un grant european



Lista de articole științifice

1. Articole publicate in extenso în reviste și volumele unor manifestări științifice indexate ISI, Web of Science, Core collection.

Autor principal

Nr. Crt	Titlul	Autorii	Calitatea autorului <sup>1</sup>	Revista, volum, nr. pagini	Factorul de impact <sup>2</sup>	Quartil a	Anul 3	Link al lucrării
1.	Extended use of LASIK procedure – possible medical error? Ethical and forensic case assessment.	Cătălina Corbu, Raluca Moisescu, Raluca Iancu, <b>Cristina Nicula</b> , M Marinescu	Autor corespondent	Rom J Leg Med, 2014, (22), 121-126.	IF=0.27	Q4	2014	<a href="http://dx.doi.org/10.4323/rjim.2014.121">http://dx.doi.org/10.4323/rjim.2014.121</a>
2.	Orbital Rhabdomyosarcoma with a good life prognosis after surgical treatment in a 14-year-old patient.	<b>Cristina Nicula</b> , D. Nicula, M. Blidaru, A. Ghițuică, Ștefania Neamțu, Aniela Saplonțai-Pop.	Prim Autor	<u>Central European Journal of Medicine</u> . 06/2014; 9(3):394-399. DOI: 10.2478/s11536-013-0289-8.	IF= 0.15)	Q4	2014	<a href="https://doi.org/10.2478/s11536-013-0289-8">https://doi.org/10.2478/s11536-013-0289-8</a>
3.	Corneal Collagen Cross-Linking in Keratoconus – long-term prospective study	<b>Cristina Nicula</b> , D Nicula, Raluca Popescu, Aniela Saplonțai-Pop.	Prim Autor	Journal Francais D'Ophthalmology.02/2015; 38(3). DOI: 10.1016/j.jfo.2014.10.007.	IF=0.67	Q4	2015	<a href="https://doi.org/10.1016/j.jfo.2014.10.007">https://doi.org/10.1016/j.jfo.2014.10.007</a>



4.	Results at 7 years after cross-linking procedure in keratoconic patients.	<b>C. Nicula, D. Nicula, R.N. Pop.</b> Results at 7 years after cross-linking procedure in keratoconic patients.	Prim Autor	Journal Francais D'Ophthalmology, 2017,40, 535-541. DOI: 10.1016/j.jfo.2017.03.003. (IF=0.67), WOS: 4.1064E+11	(IF=0.67)	Q4	2017	<a href="https://doi.org/10.1016/j.jfo.2017.03.003">https://doi.org/10.1016/j.jfo.2017.03.003</a>
5.	"10-Year Results of Standard Cross-Linking in Patients with Progressive Keratoconus in Romania".	<b>Cristina Nicula, Radu Pop, Anca Rednik, Dorin Nicula.</b>	Prim Autor	Journal of Ophthalmology, Hindawi, March 2019, 2-5. DOI: 10.1155/2019/8285649, WOS:4.61683E+11	IF= 1.447	Q2	2019	<a href="https://doi.org/10.1155/2019/8285649">https://doi.org/10.1155/2019/8285649</a>
6.	Comparative results in „epi-off” conventional and accelerated cross-linking in pediatric keratoconus patients, Dove	<b>Cristina Nicula, Anca Rednik, Adriana Bulboacă, Dorin Nicula.</b>	Prim Autor	Dove press Ther Clin Risk Manag. 2019; 15: 1483–1490. DOI: 10.2147/TCRM.S224533. WOS: 000504883200001	IF= 1.888	Q3	2019	<a href="https://doi.org/10.2147/TCRM.S224533">https://doi.org/10.2147/TCRM.S224533</a>
7.	Comparison of Express P-200 mini-shunt implantation and standard trabeculectomy for open-angle glaucoma: four-year follow-up	<b>Cristina Nicula, Dorin Nicula, Anca Rednik, Adriana Elena Bulboaca, Sorana Bolboaca</b>	Prim Autor	ArchMedSci, Termedia Publishing House, Poland. DOI: <a href="https://doi.org/10.5114/aoms.2019.89971">https://doi.org/10.5114/aoms.2019.89971</a> . October 2019,1-11	IF= 2.807	Q1	2019	<a href="https://doi.org/10.5114/aoms.2019.89971">https://doi.org/10.5114/aoms.2019.89971</a>



8.	Comparative Effect of Curcumin Versus Liposomal Curcumin on Systemic Pro-Inflammatory Cytokines Profile, MCP-1 and RANTES in Experimental Diabetes Mellitus	Adriana E. Bulboaca, Paul Mihai Boarescu, Sorana D. Bolboaca, Mihai Blidaru, Dana Festila, Gabriela Dogaru, Cristina Ariadna Nicula.	Ultim autor	International Journal of Nanomedicine, 2019,14, Dove Press, 8961-8972. DOI: <a href="https://doi.org/10.2147/IJN.S226790">https://doi.org/10.2147/IJN.S226790</a>	IF= 5.115	Q1	2019	<a href="https://doi.org/10.2147/IJN.S226790">https://doi.org/10.2147/IJN.S226790</a>
9.	Curcumin nanoparticles protect against isoproterenol induced myocardial infarction by alleviating myocardial tissue oxidative stress, electrocardiogram, and biological changes.	Paul-Mihai Boarescu, Ioana Boarescu, Ioana Corina Bocsan, Raluca Maria Pop, Dan Gheban, Adriana Elena Bulboaca*, Cristina Nicula*, Ruxandra Rasnoveanu, Sorana D. Bolboaca.	Autor corespondent	Molecules, 2019, 24, 2802, doi:10.3390/molecules24152802 WOS: 4.82441E+11	IF= 3.267	Q2	2019	<a href="https://doi.org/10.3390/molecules24152802">https://doi.org/10.3390/molecules24152802</a>




10.	Antioxidant and Anti-Inflammatory Effects of Curcumin Nanoparticles on Drug-Induced Acute Myocardial Infarction in Diabetic Rats"	Paul-Mihai Boarescu, Ioana Boarescu, Ioana Corina Bocsan, Raluca Maria Pop, Dan Gheban, Adriana Elena Bulboaca*, Cristina Nicula*, Ruxandra Rasnoveanu, Sorana D. Bulboacă.	Autor corespondent	Antioxidant and Anti-Inflammatory Effects of Curcumin Nanoparticles on Drug-Induced Acute Myocardial Infarction in Diabetic Rats", Antioxidants, oct 2019, 8, Issue 10, 504 .590557; doi: 10.3390/antiox8100504. WOS: 5.0076E+11	IF=4.52,	Q1	2019	<a href="https://doi.org/10.3390/antiox8100504">https://doi.org/10.3390/antiox8100504</a>
11.	Refractive Lens Exchange in Hyperopic Presbyopes with the Acrysof IQ Panoptix Intraocular Lens: One-Year Results and Analysis of the Literature.	Cristina Ariadna Nicula, Raluca Popescu, Anca Maria Rednik, Dorin Nicula, Adriana Elena Bulboaca, Ioana Stanescu	Prim Autor	Dove press, <u>The Clin Risk Manag</u> , 2020;16 1125–1137. DOI:10.2147/TCRM.S279065, WOS:000591671700001	IF= 1.888	Q3	2020	<a href="https://doi.org/10.2147/TCRM.S279065">https://doi.org/10.2147/TCRM.S279065</a>



12.	Morphological and Functional Outcomes after Intravitreal Dexamethasone Injection for Macular Edema in Patients with Central Vein Occlusion at 48-week follow-Up.	<b>Cristina Nicula,</b> Dorin Nicula, Anca Rednik, Adriana Bulboaca, Ovidiu Crisan.	Prim Autor	Hindawi, Journal of Ophthalmology february 2020,2-7. <a href="https://doi.org/10.1155/2020/6830148">https://doi.org/10.1155/2020/6830148</a> WOS: 000556135900001	IF= 1.447	Q2	2020	<a href="https://doi.org/10.1155/2020/6830148">https://doi.org/10.1155/2020/6830148</a>
13.	Comparative Results of "Epi-Off" Conventional versus "Epi-Off" Accelerated Cross-Linking Procedure at 5-year Follow-Up	<b>Cristina Ariadna Nicula,</b> Dorin Nicula, Anca Maria Rednik, Adriana Elena Bulboacă.	Prim Autor	J of Ophthalmology, Volume 2020   Article ID 4745101. WOS: 000559035100001	IF= 1.447	Q2	2020	<a href="https://doi.org/10.1155/2020/4745101">https://doi.org/10.1155/2020/4745101</a>
14.	Retinal fiber layer thickness and oxidative stress parameters in migraine patients without aura: a pilot study	<b>Adriana Elena Bulboacă,</b> Ioana Stănescu, Sorana Bolboacă, Angelo Bulboacă, Gyorgy Bodizs, <b>Cristina Ariadna Nicula.</b>	Ultimul autor	Antioxidants, 2020, 9(6):494, MDPI (10.3390/antiox9060494) WOS: 000551532200001	IF= 5.014	Q1	2020	<a href="https://doi.org/10.3390/antiox9060494">https://doi.org/10.3390/antiox9060494</a>



15.	The morphological characteristics of the physically abused child. Report of a case and literature review	<p>Monica Adriana Motorca, Camelia Liana Buhas, Simona Gabriela Bungau, Claudia Teodora Judea Pusta, Cristina Ariadna Nicula*, Marius Rus, Ana Maria Alexandra Stanescu, Alina Cristiana Venter, Camelia Cristina Diaconu, Paula Marian</p>	Autor cu contribuții egale	Rom J Morphol Embryol 2020, 61(1) WOS: 000559112300005	IF= 1.411	Q3	2020	<a href="https://pubmed.ncbi.nlm.nih.gov/32747920/">https://pubmed.ncbi.nlm.nih.gov/32747920/</a>
16.	Genetic variations in the drug metabolizing enzyme, CYP2E1, among various ethnic populations of Pakistan.	<p>Sagheer Ahmed, Nadeem Altaf, Mahnoor Ejaz, Zaira Zulfiqar, Kholood Janjua, Dana</p>	Ultimul autor	PeerJ, 2020, 1-12, DOI 10.7717/peerj.9721. WOS: 000560602800007	IF=2.38	Q2	2020	<a href="https://doi.org/10.7717/peerj.9721">https://doi.org/10.7717/peerj.9721</a>



17.	Chemical Composition, Diuretic, and Antityrosinase Activity of Traditionally Used Romanian Cerasorum stipites.	Babotă Mihai, Voștinaru Oliviu, Ramona Păltinean, Mihali Cosmin, Inês Maria Barros, Lillian Isabel Ferreira, Mocan Andrei, Crișan Ovidiu, Nicula Cristina*, Crișan Gianina.	Autor cu contribuții egale	Frontiers in Pharmacology 2021,12. 647947.10.3389/fphar.2021.647947. WOS: 0006553630600001	IF= 5.81,	Q1	2021	<a href="https://doi.org/10.3389/fphar.2021.647947">10.3389/fphar.2021.647947</a>
18.	Comparative Results Between "Epi-Off" Accelerated and "Epi-Off" Standard Corneal Collagen Crosslinking-UVA in Progressive Keratoconus-7 Years of Follow-Up.	Cristina Ariadna Nicula, Anca Maria Rednik, Ariadna Patricia Nicula, Adriana Elena Bulboaca, Dorin Nicula,	Prim Autor	Dove press, Therapeutics and Clinical Risk Management, 2021:17 975-988. <a href="https://doi.org/10.2147/TCRM.5321410">https://doi.org/10.2147/TCRM.5321410</a> , WOS: 000696563800002	IF=2.28	Q3	2021	<a href="https://doi.org/10.2147/TCRM.5321410">https://doi.org/10.2147/TCRM.5321410</a>





19.	In vitro and in vivo biological approach to validate folkloric claims of Trianthena triquetra Rottler and Wild.	Karin Ursula Horvath.	Fatima Saqib, Mehwish Shaukat, Sana Javaid, Muhhamad Riaz, Zahid Khan, Călin Cobelschi, Dana Feștilă, Cristina Nicula.	Ultimul autor	Bangladesh Journal of Botany, 2021, 50(1):21-28. DOI:10.3329/bjb.v50i1.52664., WOS: 000629004200004	IF= 0.35	Q3	2021	<a href="https://doi.org/10.3329/bjb.v50i1.52664">https://doi.org/10.3329/bjb.v50i1.52664</a>
20.	One-year outcomes after small incision lenticule extraction ReLEX in the correction of myopia and astigmatism.	Cristina Ariadna Nicula, Dorin Nicula, Sorana Bolboaca, Adriana Bulboacă.	Prim Autor	BMC Ophthalmology, 2021, vol 21, Article number: 423 (2021) (Springer Nature), WOS= 000728896100001		IF=2.209	Q1	2021	<a href="https://doi.org/10.1186/s12886-021-02195-9">https://doi.org/10.1186/s12886-021-02195-9</a>
21.	Performances of corneal topography and tomography in the diagnosis of subclinical and clinical keratoconus.	Cristina Ariadna Nicula, Adriana Elena Bulboacă, Dorin Nicula, Ariadna Patricia	Prim Autor	Frontiers in Medicine Section Ophthalmology, May 2022, 1-5. <a href="https://doi.org/10.3389/fmed.2022.904604">https://doi.org/10.3389/fmed.2022.904604</a>		IF= 4.592	Q1	2022	<a href="https://doi.org/10.3389/fmed.2022.904604">https://doi.org/10.3389/fmed.2022.904604</a>



	Nicula, Karin Ursula Horvath, Sorana D. Bolboacă							
--	--	--	--	--	--	--	--	--

<sup>1</sup> se va nota (prim autor, autor corespondent, ultim autor, autor cu contribuții egale)

<sup>2</sup> se va nota factorul de impact în anul apariției articolului

<sup>3</sup> se va nota anul apariției articolului

#### Coautor

Nr. Cr t.	Titlul	Autorii	Revista, volum, nr. pagini	Factorul de impact <sup>2</sup>	Quartila	Anul	Link al lucrării
1.	Multiple malignant tumours of the orbit	Szabo B, Szabo I, Nicula C, Crișan D, Crivii C.	Rom J Morpho Embryo. 2009,50(3):491-495	IF=0.381	Q3	2009	<a href="https://rime.ro/RJME/resources/files/500309491495.pdf">https://rime.ro/RJME/resources/files/500309491495.pdf</a>
2.	Calcification of hydrophilic acrylic intraocular lens in eyes with silicone oil tamponade-an interventional case series report.	Cosmin Rosca, Mihnea Murteanu, Irina Tamasoi, Zarko Petrc, Nicolae Balica, Cristina Nicula, Octavian Cretu.	Acta Ophthalmologica ,2016,94(6): 635-7. doi:10.1111/aos.12887	IF=3.06	Q1	2016	<a href="https://doi.org/10.1111/aos.12887">https://doi.org/10.1111/aos.12887</a>
3.	Inflammatory biomarkers profile as microenvironmental expression in keratoconus.	C Ionescu, C G Corbu, CTanase, C Ionescu-Cuypers, C Nicula, Dăscălescu D, Cristea M, Voinea L.	Disease markers 2016, 2016,1243819, Dx.doi.org.10.1155/2016/1243819	IF=0.867	Q2	2016	<a href="https://doi.org/10.1155/2016/1243819">https://doi.org/10.1155/2016/1243819</a>
4.	Occult phacomorphic glaucoma- a new clinical entity.	Vasile Potop, Cristina Nicula, Dana Dăscălescu.	Merit Reseach Journal of Medicine and Medical Sciences 2017, 5(5),235-239. (ISSN:2354-323X).	IF=1.286)	Q4	2017	<a href="https://meritresearchjournals.org/mms/content/2017/May/Potop%20et%20al.pdf">https://meritresearchjournals.org/mms/content/2017/May/Potop%20et%20al.pdf</a>
5.	Overexpression of Tear Inflammatory Cytokines as	Ioana Cătălina Ionescu, Cătălina Gabriela Corbu,	Hindawi, Mediators of Inflammation 2018, 2018, 4285268,	IF=4.711	Q2	2018	<a href="https://doi.org/10.1155/2018/4285268">https://doi.org/10.1155/2018/4285268</a>

	additional Findings in Keratoconus Patients and Their First-Degree Family Members.	Cristiana Tanase, Gabriela Ioniță, <b>Cristina Nicula</b> , Valeria Coviltir, Vasile Potop, Mihaela Constantin, Elena Codrici, S Imona Mihai, Ionela Daniela Popescu, Ana-Maria Enciu, Dana Dascalescu, Miruna Burcel, Radu Ciuvulica, Liliana-Mary Voinea.	doi.org/10.1155/2018/4285268, WOS: 000444879200001					
6.	Complications of cataract surgery in Wistar rats undergoing treatment with tamsulosin.	Raluca Maria Popescu, Ciprian Ober, Bogdan Sevastre, Marian Taulescu, Mihai Negru, Iulia Melega, Sidonia Bigdan, <b>Cristina Nicula</b> , Ioan Coman.	Spandidos, Experimental and Therapeutical Medicine, 2019, 17(1),137-146, doi.org/10.3892, WOS: 000454841500018	IF=1.448	Q3	2019	<a href="https://doi.org/10.3892/etm.2018.6904">https://doi.org/10.3892/etm.2018.6904</a>	
7.	The effect of liposomal epigallocatechingal late and metoclopramide hydrochloride co-administration on	Adriana Bolboaca, <b>Cristina Nicula</b> , Paul Mihai Boarescu, Ioana Stănescu, Gabriela Dogaru.	Farmacia, 67(5):905-911, PRINTECH Publishing House, Bucharest, Romania (10.31925/farmacia.2019.5.23)	IF=1.433)	Q1	2019	<a href="https://doi.org/10.31925/farmacia.2019.5.23">https://doi.org/10.31925/farmacia.2019.5.23</a>	

8.	experimental migraine.	Protective Effects of Liposomal Curcumin on Oxidative Stress/Antioxidant Imbalance, Metalloproteinases 2 and -9, Histological Changes and Renal Function in Experimental Nephrotoxicity Induced by Gentamicin.	Adriana Elena Bulboacă, Alina Porfire, Sorana D. Bolboacă, <b>Cristina Ariadna Nicula</b> , Dana Gabriela Feștilă, Alexandra Roman, Ruxandra Mioara Răjnovceanu, Armand Răjnovceanu, Gabriela Dogaru, Paul-Mihai Boarescu, Vasile Rus, Corneliu Angelo Bulboacă, Alexandra Ina Bulboacă, Ioana Stănescu.	Antioxidants 2021, 10, 325. WOS= 000622059500001	IF=5.952	Q1	2021	<a href="https://doi.org/10.3390/antiox10020325">https://doi.org/10.3390/antiox10020325</a>
9.	Interaction of local anesthetic procaine with phospholipid model membrane	Aurora Mocanu, PJ Quinn, <b>Cristina Nicula</b> , Sorin Riga, Gheorghe Tomoaia, Ciprian-Alin Bardas, Maria Tomoaia	Rev. Roum. Chim. 2021,66(10-11), 855-869.DOI: 1033224/rrech.2021.66.10-1 WOS:0008131593000101.09	IF= 0.459),	Q4	2021	<a href="https://revroum.lew.ro/wp-content/uploads/2021/10/Art%2009.pdf">https://revroum.lew.ro/wp-content/uploads/2021/10/Art%2009.pdf</a>	

10.	Protective Effect of Liposomal Epigallocatechin-Gallate in Experimental Gentamicin-Induced Hepatotoxicity.	Adriana Elena Bulboacă, Alina Porfire, Vasile Rus, <b>Cristina Ariadna Nicula</b> , Corneliu Angelo Bulboacă, Sorana D. Bolboacă. Protective Effect of Liposomal Epigallocatechin-Gallate in Experimental Gentamicin-Induced Hepatotoxicity.	Antioxidants 2022, 11(2), 412. <a href="https://doi.org/10.3390/antiox11020412">doi.org/10.3390/antiox11020412</a> WOS= 000622059500001.	IF=5.952	Q1	2022	<a href="https://doi.org/10.3390/antiox11020412">https://doi.org/10.3390/antiox11020412</a>			
11.	Rare within rare. Necrotizing scleritis and peripheral ulcerative keratitis: eye-threatening complications of relapsing polycondritis".	L. Damian, C. Pamfil, C. Bucşa, <b>C. C. Nicula</b> , L. Mouthon, Z. Amoura, M. Cutolo, G.R. Burmester, J.E. Fonseca, L. Grapini, L. Arnaud, S.	Clin Exp Rheumatol 2022; 40 (Suppl. 134): S86-S92. WOS:000799906400012	IF=4.473	Q2	2022	<a href="https://www.clinexprheumatol.org/article.asp?a=18164">https://www.clinexprheumatol.org/article.asp?a=18164</a>			



	Rednic.					
--	---------	--	--	--	--	--

<sup>2</sup> se va nota factorul de impact în anul apariției articolului

<sup>3</sup> se va nota anul apariției articolului

## 2. Articole publicate in extenso în reviste și volumele unor manifestari științifice indexate BDI

### Autor principal

Nr. Crt.	Titlul	Autorii	Calitatea autorului <sup>1</sup>	Revista, volum, nr. pagini	Anul <sup>2</sup>	Link al lucrării
1.	The results of correcting aphakia by an artificial lens implant (Rezultatele corecției afachiei prin implant de cristalin artificial).	Cristina Nicula.	Prim autor	Oftalmologia, 1996, 40(4), 349-354.	1996	<a href="https://pubmed.ncbi.nlm.nih.gov/8962863/">https://pubmed.ncbi.nlm.nih.gov/8962863/</a>
2.	The results and complications of artificial lens implantation in the anterior chamber (Rezultate și complicații ale implantelor de cameră anterioară).	Cristina Nicula.	Prim autor	Oftalmologia ,1997, 41(3), 213-216.	1997	<a href="https://pubmed.ncbi.nlm.nih.gov/9409964/">https://pubmed.ncbi.nlm.nih.gov/9409964/</a>
3.	The posterior chamber implant per secundam. (Implantul de camera posteroara per	Cristina Nicula, D Nicula.	Prim autor	Oftalmologia ,1997, 41(4), 347-349	1997	<a href="https://pubmed.ncbi.nlm.nih.gov/9409991/">https://pubmed.ncbi.nlm.nih.gov/9409991/</a>

	secundam).						
4.	The functional prognosis of traumatic cataracts operated on for an artificial lens implant (Prognosticul functional al cataractelor traumatice operate cu implante de cristalin artificial).	Cristina Nicula, Rodica Pop.	Prim autor	Oftalmologia,1998,42(1), 45-50.	1998	<a href="https://pubmed.ncbi.nlm.nih.gov/9713200">https://pubmed.ncbi.nlm.nih.gov/9713200</a>	
5.	Complications specific to posterior chamber lens implantation. (Complicatiile specifice implantelor de cristalin de camera posterioara).	Nicula C. Pop R.	Prim autor	Oftalmologia,1998,42(2),21-26.	1998	<a href="https://pubmed.ncbi.nlm.nih.gov/9932350/">https://pubmed.ncbi.nlm.nih.gov/9932350/</a>	
6.	The functional results in primary surgical cataract associated with diabetes mellitus(Rezultate functionale in cataracta primitiva operata, asociata cu diabet zaharat).	Cristina Nicula, Rodica Pop.	Prim autor	Oftalmologia,1998,44(3), 40-44	1998	<a href="https://pubmed.ncbi.nlm.nih.gov/10418612/">https://pubmed.ncbi.nlm.nih.gov/10418612/</a>	
7.	Yag Laser capsulotomy in	Cristina Nicula, D	Prim autor	Oftalmologia,1999,46(1), 49-52	1999	<a href="https://pubmed.ncbi.nlm.nih.gov/10641086/">https://pubmed.ncbi.nlm.nih.gov/10641086/</a>	



	secondary cataract (Capsulotomy Laser YAG in cataracta secundara).	Nicula.					
8.	The posterior chamber artificial crystalline lens implant in the diabetic patient. (Implantul de cristalin artificial de camera posterioara la bolnavii diabetici)	<b>Cristina Nicula,</b> Rodica Pop.	Prim autor	Oftalmologia,1999, 47(2), 57-62	1999	<a href="https://pubmed.ncbi.nlm.nih.gov/10641104/">https://pubmed.ncbi.nlm.nih.gov/10641104/</a>	
9.	The therapeutic aspects in intermittent divergent strabismus (Considerații terapeutice in strabismele divergente intermitente).	<b>Cristina Nicula,</b> Cristina Vladutu, D Nicula.	Prim autor	Oftalmologia,1999,49(4), 73-77	1999	<a href="https://pubmed.ncbi.nlm.nih.gov/11021289/">https://pubmed.ncbi.nlm.nih.gov/11021289/</a>	
10.	The explantation and implantation of artificial intraocular lenses(Explantarea si inlocuirea cristalinelor artificiale). .	<b>Cristina Nicula, D</b> Nicula.	Prim autor	Oftalmologia,2000, 51(2), 14-18.	2000	<a href="https://europepmc.org/article/med/11021118">https://europepmc.org/article/med/11021118</a>	
11.	Ethiopatogenetical consideration in the development of retinal	<b>Cristina Nicula, D</b> Nicula.	Prim autor	Oftalmologia ,2000,50(4), 28-31.	2000	<a href="https://pubmed.ncbi.nlm.nih.gov/11392824/">https://pubmed.ncbi.nlm.nih.gov/11392824/</a>	





	detachment in aphakic and pseudofachic eye. (Consideratii etiopatogenetice in aparitia dezlipirii de retina in ochi afac si pseudofac).						
12.	Postoperative induced astigmatism (Astigmatismul indus operator)	<b>Cristina Nicula, D Nicula.</b>	Prim autor	Oftalmologia, 2000, 50(4), 43-47.	2000	<a href="https://pubmed.ncbi.nlm.nih.gov/11392830/">https://pubmed.ncbi.nlm.nih.gov/11392830/</a>	
13.	The Faden operation in strabismus surgery (Faden-operatia in chirurgia strabismului).	<b>Cristina Nicula, Funariu Iustina.</b>	Prim autor	Oftalmologia, 2001, 53(3), 31-34.	2001	<a href="https://pubmed.ncbi.nlm.nih.gov/11915687/">https://pubmed.ncbi.nlm.nih.gov/11915687/</a>	
14.	Correlations between ocular biometry and post-surgical refraction (Corelații între biometria oculară și refracția postoperatorie).	<b>Cristina Nicula, D Nicula.</b>	Prim autor	Oftalmologia, 2001, 54(4), 69-72.	2001	<a href="https://pubmed.ncbi.nlm.nih.gov/12035607/">https://pubmed.ncbi.nlm.nih.gov/12035607/</a>	
15.	Postoperative endophthalmitis (Endofalmita postoperatorie).	<b>Nicula Cristina, Nicula D.</b>	Prim autor	Oftalmologia. 2002, 55(4):9-12.	2002	<a href="https://pubmed.ncbi.nlm.nih.gov/12723170/">https://pubmed.ncbi.nlm.nih.gov/12723170/</a>	
16.	Secondary implantation of posterior chamber intraocular lenses (Implantarea per	<b>Nicula Cristina, Nicula D, Zuica Georgiana.</b>	Prim autor	Oftalmologia, 2002, 55(4), 13-17	2002	<a href="https://pubmed.ncbi.nlm.nih.gov/12723171/">https://pubmed.ncbi.nlm.nih.gov/12723171/</a>	

	secundam a cristalinelor artificiale de camera posterioara).						
17.	Facoemulsificarea și ochiul diabetic.	<b>Nicula Cristina,</b> Nicula D, Bulboaca Adriana.	Prim autor	Oftalmologia. 2002;55(4):48-52.	2002	<a href="https://pubmed.ncbi.nlm.nih.gov/12723178/">https://pubmed.ncbi.nlm.nih.gov/12723178/</a>	

<b>Nr. Cr t.</b>	<b>Titlul</b>	<b>Autorii</b>	<b>Calitatea autorului<sup>1</sup></b>	<b>Revista, volum, nr. pagini</b>	<b>Anul<sup>2</sup></b>	<b>Link al lucrării</b>
1.	Correction of refractive errors in children with contact lenses (Corectia viciilor de refractie la copii cu lentile de contact).	<b>Nicula C,</b> Blidaru M, Nicula D.	Prim autor	Oftalmologia. 2004;48(4):77-81.	2004	<a href="https://pubmed.ncbi.nlm.nih.gov/15782768/">https://pubmed.ncbi.nlm.nih.gov/15782768/</a>
2.	Explantation and replacement of intraocular lenses (Explantarea si inlocuirea cristalinelor artificiale)	<b>Cristina Nicula,</b> Nicula D, Blidaru M.	Prim autor	Oftalmologia. 2004;48(4):82-86	2004	<a href="https://pubmed.ncbi.nlm.nih.gov/15782769">https://pubmed.ncbi.nlm.nih.gov/15782769</a>
3.	Refractive surgery of the lens in severe myopia (Chirurgia refractivă a cristalinului in	<b>Cristina Nicula,</b> Nicula D, Blidaru M.	Prim autor	Oftalmologia. 2006;50(1):94-98.	2006	<a href="https://pubmed.ncbi.nlm.nih.gov/16773947/">https://pubmed.ncbi.nlm.nih.gov/16773947/</a>

	miopia severă								
4.	Choroidal melanoma associated with intracerebral meningioma (Melanom coroidian asociat cu meningiom intracerebral).	<b>Cristina Nicula,</b> M Calugaru, Roșca G, Blidaru M.	Prim autor	Oftalmologia. 2006;50(3):52-57.	2006		<a href="https://pubmed.ncbi.nlm.nih.gov/17144507/">https://pubmed.ncbi.nlm.nih.gov/17144507/</a>		
5.	Marinescu-Sjogren syndrome- case report (Sindrom Marinescu-Sjogren- prezentare caz).	<b>Nicula C, Stanilă L, Cristea A.</b>	Prim autor	Oftalmologia. 2007;51(1): 35-39.	2007		<a href="https://pubmed.ncbi.nlm.nih.gov/17605269/">https://pubmed.ncbi.nlm.nih.gov/17605269/</a>		
6.	Lyme disease- case presentation (Boala Lyme- prezentare caz).	<b>Nicula C,</b> Stanilă L.	Prim autor	Oftalmologia. 2008;52(1): 54-58.	2008		<a href="https://www.unboundmedicine.com/medline/citation/18714491/abstract/%5B Lyme_disease_case_report">https://www.unboundmedicine.com/medline/citation/18714491/abstract/%5B Lyme_disease_case_report</a>		
7.	Complicated recurrent herpetic keratitis in a young patient (Keratita herpetică recurentă complicată la un pacient tânăr).	<b>Cristina Nicula,</b> L. Bran.	Prim autor	Oftalmologia. 2010;54(1):53-57.	2010		<a href="https://pubmed.ncbi.nlm.nih.gov/20540370/">https://pubmed.ncbi.nlm.nih.gov/20540370/</a>		
8.	Corneal ulcer with hypopion in a patient with perforant keratoplasty (Ulcer cornean	<b>Cristina Nicula, L. Bran.</b>	Prim autor	Oftalmologia. 2010;54(2):75-78.	2010		<a href="https://pubmed.ncbi.nlm.nih.gov/20827915/">https://pubmed.ncbi.nlm.nih.gov/20827915/</a>		

	cu hipopion la un pacient cu keratoplastie perforanta).								
9.	Intraoperative floppy iris syndrome- a prospective study. (Sindromul de flacciditate iriană intraoperatorie- studiu prospectiv)	<b>Nicula C, Nicula D, Popescu R.</b>	Prim autor	Oftalmologia, 2013, 57(2), 38-44.	2013			<a href="https://pubmed.ncbi.nlm.nih.gov/24386791/">https://pubmed.ncbi.nlm.nih.gov/24386791/</a>	
10.	Choroidal malignant melanoma	<b>Cristina Nicula, Mihai Blidaru, Raluca Popescu, Aniela Saplontai Pop.</b>	Prim autor	Indian Journal of Applied Research, vol 2, issue 10, oct. 2013, 135-138.	2013			<a href="https://www.worldwidejournals.com/paripex/recent_issues_pdf/2013/October/choroidal-malignant-melanoma_October_2013_4061921001_2703998.pdf">https://www.worldwidejournals.com/paripex/recent_issues_pdf/2013/October/choroidal-malignant-melanoma_October_2013_4061921001_2703998.pdf</a>	
11.	Bilateral anterior uveo-papillitis, suspicious of Lyme disease (uveo-papilita anterioara bilaterala- suspiciune de boala Lyme).	<b>Nicula C, Nicula D, Rusu I, Popescu R.</b>	Prim autor	Oftalmologia, 2013, 57(2), 23-31.	2013			<a href="https://pubmed.ncbi.nlm.nih.gov/24386789/">https://pubmed.ncbi.nlm.nih.gov/24386789/</a>	
12.	Functional Results in Refractive Clear Lens Extraction with Implantation of Multifocal Restor +3D Intraocular	<b>Cristina Nicula, D Nicula, R Pop, Cătălina Corbu, Mărioara Moldovan.</b>	Prim autor	Indian Journal of Applied Research, vol 4, issue 1, Jan 2014, 30-32	2014			<a href="https://www.worldwidejournals.com/indian-journal-of-applied-research-(IJAR)/recent_issues_pdf/2014/January/January_2014_1388584655_ee78c_108.pdf">https://www.worldwidejournals.com/indian-journal-of-applied-research-(IJAR)/recent_issues_pdf/2014/January/January_2014_1388584655_ee78c_108.pdf</a>	f

	Lens at Hyperopic and Presbyopic Patients.								
13.	Corneal collagen cross-linking procedures	<b>Cristina Nicula, Dorin Nicula, Radu Nicolae Pop, Rosca Cosmin.</b>	Prim autor	New Frontiers in Ophthalmology, 2016, 2(6), 205-211.	2016	<a href="https://oatext.com/pdf/NFO-2-146.pdf">https://oatext.com/pdf/NFO-2-146.pdf</a>			
14.	Vogt-Koyanagi-Harada syndrome. Case report	<b>Cristina Nicula, Izabela Szabo.</b>	Prim autor	Romanian Journal of Ophthalmology, 2016, 60(3), 181-183.	2016	<a href="https://www.ncbi.nlm.nih.gov/pmc/articles/PMC5720132/">https://www.ncbi.nlm.nih.gov/pmc/articles/PMC5720132/</a>			
15.	Complicated corneal ulcer - case report	<b>Cristina Nicula, Izabela Szabo.</b>	Prim autor	Romanian Journal of ophthalmology. 2016, 60(4): 260-263. ISSN 2457-4325	2016	<a href="https://www.ncbi.nlm.nih.gov/pmc/articles/PMC5711291/">https://www.ncbi.nlm.nih.gov/pmc/articles/PMC5711291/</a>			
16.	Our experience in ocular biometry in congenital and infantile cataract.	<b>Cristina Nicula, D Nicula, R Pop, Andrea Nagy.</b>	Prim autor	New Frontiers in Ophthalmology. 2016. 2(5). 169-173. ISSN 2397—2092	2016	<a href="https://oatext.com/pdf/NFO-2-140.pdf">https://oatext.com/pdf/NFO-2-140.pdf</a>			
17.	Comparative results in a combined procedure of intrastromal corneal rings implantation - and cross-linking in patients with keratoconus;a retrospective	<b>Cristina Nicula, R Pop, D Nicula.</b>	Prim autor	Ophthalmology and Therapy, 2017, 6 (2): 313-321.	2017	<a href="https://www.ncbi.nlm.nih.gov/pmc/articles/PMC5693829/">https://www.ncbi.nlm.nih.gov/pmc/articles/PMC5693829/</a>			

18.	Stem cells treatment in the ocular surface regeneration	Nicula C, Szabo I, Ivan O.	Prim autor	Rom J Ophthalmol. 2017 Oct-Dec; 61(4): 239–243.	2017	<a href="https://www.ncbi.nlm.nih.gov/pmc/articles/PMC5827138/">https://www.ncbi.nlm.nih.gov/pmc/articles/PMC5827138/</a>
19.	Non-surgical correction of diplopia after stroke-a strong impact factor on quality of life-minireview.	Nicula Cristina Ariadna, Nicula Dorin, Bulboacă Adriana Elena.	Prim autor	Balneo Research Journal.2019;10(4):4 89–494. DOI 10.12680/balneo.2019.286.	2019	<a href="http://dx.doi.org/10.12680/balneo.2019.286">http://dx.doi.org/10.12680/balneo.2019.286</a>
20.	Pseudotumor cerebri-Case report.	Nicula Cristina Ariadna, Suci Corina, Bulboacă Adriana Elena Bulboacă.	Prim autor	Balneo Research Journal 2020;11(1):50-54. DOI <a href="https://doi.org/10.12680/balneo.2020.315">10.12680/balneo.2020.315</a>	2020	<a href="http://dx.doi.org/10.12680/balneo.2020.315">http://dx.doi.org/10.12680/balneo.2020.315</a>
21.	An uncommon association of dry eye syndrome with relapsing polychondritis and necrotizing scleritis	Nicula Cristina Ariadna, Suci Corina, Bojan Anca, Damian Laura, Bulboacă Adriana Elena-	Prim autor	Balneo Research Journal. 2020;11(2):204-209. DOI <a href="https://doi.org/10.12680/balneo.2020.341">10.12680/balneo.2020.341</a>	2020	<a href="http://dx.doi.org/10.12680/balneo.2020.341">http://dx.doi.org/10.12680/balneo.2020.341</a>
22.	The impact of the dry eye syndrome on the quality of life in elderly patients-minireview.	Nicula Cristina, Nicula Dorin, Dogaru Gabriela, Bulboacă	Prim autor	Balneo Research Journal. 2020;11(2):196–203. DOI <a href="https://doi.org/10.12680/balneo.2020.340">10.12680/balneo.2020.340</a>	2020	<a href="http://dx.doi.org/10.12680/balneo.2020.340">http://dx.doi.org/10.12680/balneo.2020.340</a>

	Adriana Elena.	Ultim autor	Balneo Research Journal. 2020;11(2):191-195. DOI <a href="https://doi.org/10.12680/balneo.2020.339">10.12680/balneo.2020.339</a>	2020	<a href="http://dx.doi.org/10.12680/balneo.2020.339">http://dx.doi.org/10.12680/balneo.2020.339</a>
23.	Stanescu Ioana, Bulboacă Adriana, Dogaru Gabriela, Nicula Cristina.	Prim autor	EC Ophthalmology, 2020, 11(12): 57-66		<a href="https://ecronicon.org/ecop_volume11_issue12">https://ecronicon.org/ecop_volume11_issue12</a> <a href="https://ecronicon.org/assets/ecop/pdf/ECOP-11-00720.pdf">https://ecronicon.org/assets/ecop/pdf/ECOP-11-00720.pdf</a>
24.	Cristina Ariadna Nicula, Anca Maria Rednik, Dorin Nicula and Adriana Elena Bulboacă.	Prim autor	Romanian Journal of Ophthalmology, 64, (2), April-June 2020:122-127	2020	<a href="https://pubmed.ncbi.nlm.nih.gov/32685777/">https://pubmed.ncbi.nlm.nih.gov/32685777/</a>
25.	Nicula Cristina, Nicula Dorin, Suci Corina.	Prim autor	Long term visual outcomes	2022	<a href="https://rjo.ro/wp-content/uploads/2022/12/7.Cristina-Ariadna-Nicula_RJO_2022.pdf">https://rjo.ro/wp-content/uploads/2022/12/7.Cristina-Ariadna-Nicula_RJO_2022.pdf</a>
26.	Cristina Ariadna	Prim autor	Romanian Journal of Ophthalmology, 64, (2), April-June 2020:122-127	2022	<a href="https://rjo.ro/wp-content/uploads/2022/12/7.Cristina-Ariadna-Nicula_RJO_2022.pdf">https://rjo.ro/wp-content/uploads/2022/12/7.Cristina-Ariadna-Nicula_RJO_2022.pdf</a>

	in cataract surgery with bilateral implantation of the Extended Depth of Focus Intraocular Lens – Mini Well Ready type.	Nicula, Anca Maria Rednik, Ariadna Patricia Nicula, Adriana Elena Bulboacă Dorin Nicula, Karin Ursula Horvath.		Vol66, (4), 2022,317-325. DOI:10.22336/rjo.2022.58		
--	---	---	--	---	--	--

<sup>1</sup> se va nota ( prim autor, autor corespondent, ultim autor, autor cu contribuții egale)

<sup>2</sup> se va nota anul apariției articolului

#### Coautor

Nr. Crt.	Titlul	Autorii	Revista, volum, nr. pagini	Anul <sup>2</sup>	Link al lucrării
1.	The incidence of different forms of eye trauma at the Clinica Oftalmologică Cluj (Incidența diferitelor traumatisme oculare în Clinica Oftalmologică Cluj).	Pop R, Nicula C, Nicoară S.	Oftalmologia,1993,37(1),17-20	1993	<a href="https://pubmed.ncbi.nlm.nih.gov/8507604/">https://pubmed.ncbi.nlm.nih.gov/8507604/</a>
2.	A re-update of the indications for the Faden operation and the results obtained. (Reactualizarea indicațiilor Faden operației și rezultatele obținute).	Rodica Pop, Cristina Vladutiu, <b>Cristina Nicula.</b>	Oftalmologia,1994,38(4), 360-362.	1994	<a href="https://pubmed.ncbi.nlm.nih.gov/7947675/">https://pubmed.ncbi.nlm.nih.gov/7947675/</a>



3.	“Baby Vision” , the first steps at the Ophthalmological Clinic in Cluj.(Bebe vision – primii pași în Clinica Oftalmologica Cluj).	Cristina Vladutiu, <b>Cristina Nicula.”</b> .	Oftalmologia,1995,39(1), 18-24.	1995	<a href="https://pubmed.ncbi.nlm.nih.gov/7766573/">https://pubmed.ncbi.nlm.nih.gov/7766573/</a>
4.	The conservative treatment and evolution of intermittent divergent strabismus (Tratamentul conservator si evolutia strabismelor divergente intermitente	Cristina Vladutiu, I Grobeiu, E Lazarov, <b>Cristina Nicula.</b>	Oftalmologia,1998, 42(2), 59-63.	1998	<a href="https://pubmed.ncbi.nlm.nih.gov/9932358/">https://pubmed.ncbi.nlm.nih.gov/9932358/</a>
5.	A clinical case of functional recovery after extensive, perforating corneo-scleral wound with partial evisceration of the membranes and crystalline lens (Caz clinic de recuperare funcțională după plagă corneo-	D Nicula, <b>Cristina Nicula.</b>	Oftalmologia,1999, 49(4), 82-84.	1999	<a href="https://pubmed.ncbi.nlm.nih.gov/11021291/">https://pubmed.ncbi.nlm.nih.gov/11021291/</a>



	sclerală perforantă întinsă cu evacuare parțială de membrane și cristalin).				
6.	The ocular hypotony after trabeculectomy in a case of pigmentary glaucoma. (Hipotonia oculara dupa trabeculectomie intr-un caz de glaucom pigmentar).	D Nicula, <b>Cristina Nicula.</b>	Oftalmologia, 1999,48(3), 90-95.	1999	<a href="https://pubmed.ncbi.nlm.nih.gov/10641126/">https://pubmed.ncbi.nlm.nih.gov/10641126/</a>
7.	Surgical treatment in strabismus with a vertical component (Tratamentul chirurgical in strabismele cu componenta verticala).	Cristina Vladuti, <b>Cristina Nicula, E Vasilescu, Calugaru M.</b>	Oftalmologia,1999, 48(3), 35-39.	1999	<a href="https://pubmed.ncbi.nlm.nih.gov/10641116/">https://pubmed.ncbi.nlm.nih.gov/10641116/</a>
8.	Arterial hypotension-risk factor in nonarteritic anterior ischemic optic neuropathy (Hipotensiunea arteriala – factor de risc in neuropatia optica	Bulboacă Adriana, <b>Nicula Cristina.</b>	Oftalmologia,2002;53(2):52-55.	2002	<a href="https://pubmed.ncbi.nlm.nih.gov/12474443/">https://pubmed.ncbi.nlm.nih.gov/12474443/</a>



	anterioara ischemica).					
9.	Postoperative complications of refractive surgery, Lasik technique (Complicatii postoperatorii ale chirurgiei refractive, tehnica Lasik ).	Tomi T, Nicula C, Nicula D.	Oftalmologia, 2003;58(3):60-63	2003		<a href="https://pubmed.ncbi.nlm.nih.gov/14702735/">https://pubmed.ncbi.nlm.nih.gov/14702735/</a>
10.	Endothelial dysfunction in patients with open-angle glaucoma and atheromatous lesions (Disfunctia endoteliala la pacientii cu glaucom primar cu unghi deschis si leziuni ateromatoase)	Bulboacă Adriana, Bulboacă A, Nicula Cristina.	Oftalmologia. 2003;58(3):52-55.	2003		<a href="https://pubmed.ncbi.nlm.nih.gov/14702733/">https://pubmed.ncbi.nlm.nih.gov/14702733/</a>


Nr. Crt.	Titlul	Autori	Revista, volum, nr. pagini	Anul <sup>2</sup>	Link al lucrării
1.	Myopia correction with Excimer Carl Zeiss Meditec MEL 70 laser Lasik technique. (Corecția	Tomi, Cristina Nicula.	Oftalmologia. 2006;50(4):43-46.	2006	<a href="https://pubmed.ncbi.nlm.nih.gov/17345802/">https://pubmed.ncbi.nlm.nih.gov/17345802/</a>



	miopiei cu Laser-ul Excimer Carl Zeiss Meditec MEL 70 – tehnica Lasik).				
2.	Enophthalmos in an orbital tumor(enoftalmia asociata unei formatiuni tumorale intraorbitale-prezentare de caz).	Szabo B, Szabo I, Nicula C, Popescu L.A.	Oftalmologia ,2013,57(1),9-11.	2013	<a href="https://pubmed.ncbi.nlm.nih.gov/24027962/">https://pubmed.ncbi.nlm.nih.gov/24027962/</a>
3.	Intraoperative floppy iris syndrome caused by alfa 1 – blockers treatment in benign prostatic hyperplasia. Human and Veterinary Medicine	RM Popescu, C Ober, B Sevastru, C Nicula, I Coman.	Human and Veterinary Medicine, 2018,10(4):169-174	2018	<a href="http://www.hvm.bioflux.com.ro/docs/2018.169-174.pdf">http://www.hvm.bioflux.com.ro/docs/2018.169-174.pdf</a>
4.	Post-stroke visual rehabilitation - the impact on life quality of the stroke survival patients - a brief review.	Adriana Bulboacă, Angelo Bulboacă, Ioana Stanesc	Balneo Research Journal. 2019;10(1):17-23. DOI:10.12680/balneo.2019.233	2019	<a href="https://www.researchgate.net/publication/331322017_Post-stroke_visual_rehabilitation_-_the_impact_on_life_quality_of_the_stroke_survival_patients_-_a_brief_review">https://www.researchgate.net/publication/331322017_Post-stroke_visual_rehabilitation_-_the_impact_on_life_quality_of_the_stroke_survival_patients_-_a_brief_review</a>



		<p>u, Mihai Blidaru, Alexan dra Ina Bulboa ca, <b>Cristina</b> <b>Nicula</b>, Gabriel a Dogaru.</p>	<p>Balneo Research Journal. 2019;10(3):259-264. <u>DOI</u> <u>10.12680/balneo.2019.266</u></p>	<p>2019</p>	<p><a href="https://www.researchgate.net/publication/335364967_Oxidative_stressantioxidant_balance_implication_in_reducing_of_intra-ocular_pressure_in_patients_with_stroke_nicergoline_therapy_and_open-angle_glaucoma">https://www.researchgate.net/publication/335364967_Oxidative_stressantioxidant_balance_implication_in_reducing_of_intra-ocular_pressure_in_patients_with_stroke_nicergoline_therapy_and_open-angle_glaucoma</a></p>
5.	<p>Oxidative stress/antioxidant balance implication in reducing of intra-ocular pressure in patients with stroke, nicergoline therapy and open-angle glaucoma,</p>	<p>Bulboa că Adrian a Elena, <b>Nicula</b> <b>Cristin</b> a, Bulboa că Angelo , Blidaru Mihai, Boares cu Paul Mihai, Festila Dana,</p>			



	Dogaru Gabriel a, Stanes cu Ioana.			
--	--	--	--	--


<sup>2</sup> se va nota anul aparitiei articolului

3. Alte articole

Nr. Crt.	Titlul	Autorii	Calitatea autorului <sup>1</sup>	Revista, volum, nr. pagini	Anul <sup>2</sup>	Link al lucrării
	Nu am					

<sup>1</sup> se va nota ( prim autor, autor corespondent, ultim autor, autor cu contribuții egale, coautor)

<sup>2</sup> se va nota anul aparitiei articolului



4. Articole ISI (Web of Science, Core collection) in extenso de la ultima promovare

Nr. Cr t.	Titlul	Autorii	Calitatea autorului <sup>1</sup>	Revista, volum, nr. pagini	Factorul de impact <sup>2</sup>	Quartila	Anul <sup>3</sup>	Link al lucrării
1.	Extended use of LASIK procedure – possible medical error? Ethical and forensic case assessment., (22), 121-126.	Cătălina Corbu, Raluca Moisescu, Raluca Iancu, Cristina Nicula, M Marinescu	Autor corespondent	Rom J Leg Med, 2014, (22), 121-126. DOI: 10.4323/rjlm.2014.12101/2014	IF= 0.27	Q4	2014	<a href="https://www.researchgate.net/publication/282605925">https://www.researchgate.net/publication/282605925</a>
2.	Orbital Rhabdomyosarcoma with a good life prognosis after surgical treatment in a 14-year-old patient.	Cristina Nicula, D. Nicula, M. Bliđaru, A. Ghiuică, Ștefania Neamțu, Aniela Saplonțai-Pop.	Prim autor	Central European Journal of Medicine. 06/2014; 9(3):394-399. DOI: 10.2478/s11536-013-0289-8.	IF= 0.15	Q4	2014	<a href="https://doi.org/10247-8/S 11536-013-0289-8">https://doi.org/10247-8/S 11536-013-0289-8.</a>




3.	Corneal Collagen Cross-Linking in Keratoconus – long-term prospective study.	<b>Cristina Nicula, D Nicula, Raluca Popescu, Saplonşai- Pop A.</b>	Prim autor	Journal Francais D'Ophthalmology. 02/2015; 38(3). DOI: 10.1016/j.jfo.2014.10.007.	IF= 0.67	Q3	2015	<a href="https://www.sciencedirect.com/science/article/abs/pii/S0181551215000030">https://www.sciencedirect.com/science/article/abs/pii/S0181551215000030</a>
4.	Results at 7 years after cross-linking procedure in keratoconic patients	<b>C. Nicula, D. Nicula, R.N. Pop.</b>	Prim autor	Journal Francais D'Ophthalmology, 2017,40, 535-541. DOI: 10.1016/j.jfo.2017.03.003. WOS: 4.1064E+11	IF= 0.67	Q3	2017	<a href="https://doi.org/10.1016/j.jfo.2017.03.003">https://doi.org/10.1016/j.jfo.2017.03.003</a>
5.	"10-Year Results of Standard Cross-Linking in Patients with Progressive Keratoconus in Romania".	<b>Cristina Nicula, Radu Pop, Anca Rednik, Dorin Nicula.</b>	Prim autor	Journal of Ophthalmology, Hindawi, March 2019, 2-5. DOI: 10.1155/2019/8285649, WOS:4.61683E+11	IF= 1.447	Q2	2019	<a href="https://doi.org/10.1155/2019/8285649">https://doi.org/10.1155/2019/8285649</a>
6.	Comparative results in „epi-off” conventional and accelerated cross-linking in pediatric keratoconus patients, Dove	<b>Cristina Nicula, Anca Rednik, Adriana Bulboacă, Dorin Nicula.</b>	Prim autor	Dove press Ther Clin Risk Manag. 2019; 15: 1483–1490. DOI: 10.2147/TCRM.S224533. WOS: 000504883200001	IF= 1.888	Q3	2019	<a href="https://doi.org/10.2147/TCRM.S224533">https://doi.org/10.2147/TCRM.S224533</a>
7.	Comparison of Express P-200 mini-shunt implantation and standard trabeculectomy for open-angle glaucoma: four-year follow-up	<b>Cristina Nicula, Dorin Nicula, Anca Rednik, Adriana Elena Bulboaca, Sorana</b>	Prim autor	ArchMedSci, Termedia Publishing House, Poland. DOI: https://doi.org/10.5114/aoms.2019.89971	IF= 2.807	Q1	2019	<a href="https://doi.org/10.5114/aoms.2019.89971">https://doi.org/10.5114/aoms.2019.89971</a>





		Bolboaca		971.october 2019,1-11					
8.	Comparative Effect of Curcumin Versus Liposomal Curcumin on Systemic Pro-Inflammatory Cytokines Profile, MCP-1 and RANTES in Experimental Diabetes Mellitus	Adriana E. Bolboaca, Paul Mihai Boarescu, Sorana D. Bolboaca, Mihai Blidaru, Dana Festila, Gabriela Dogaru, <b>Cristina Ariadna Nicula.</b>	Ultim autor	International Journal of Nanomedicine, 2019,14, Dove Press, 8961-8972. DOI: <a href="https://doi.org/10.2147/JUN.S226790">https://doi.org/10.2147/JUN.S226790</a>	IF= 5.115	Q1	2019	<a href="https://doi.org/10.2147/JUN.S226790">https://doi.org/10.2147/JUN.S226790</a>	
9.	Curcumin nanoparticles protect against isoproterenol induced myocardial infarction by alleviating myocardial tissue oxidative stress, electrocardiogram, and biological changes.	Paul-Mihai Boarescu, Ioana Boarescu, Ioana Corina Bocsan, Raluca Maria Pop, Dan Gheban, Adriana Elena Bolboaca*, <b>Cristina Nicula*</b> , Ruxandra Rasnoveanu, Sorana D. Bolboaca.	Autor corespondent	Molecules, 2019, 24, 2802, doi:10.3390/molecules24152802 WOS: 4.82441E+11	IF= 3.267	Q2	2019	<a href="https://doi.org/10.3390/molecules24152802">https://doi.org/10.3390/molecules24152802</a>	
10.	Antioxidant and Anti-Inflammatory Effects of Curcumin	Paul-Mihai Boarescu, Ioana	Autor corespondent	Antioxidant and Anti-Inflammatory Effects of Curcumin	IF=4.52,	Q1	2019	<a href="https://doi.org/10.3390/antiox8100504">https://doi.org/10.3390/antiox8100504</a>	



	Nanoparticles on Drug-Induced Acute Myocardial Infarction in Diabetic Rats",	Boarescu, Ioana Corina Bocsan, Raluca Maria Pop, Dan Gheban, Adriana Elena Bulboaca*, Cristina Nicula*, Ruxandra Rasnoveanu, Sorana D. Bulboacă.							Nanoparticles on Drug-Induced Acute Myocardial Infarction in Diabetic Rats", Antioxidants, oct 2019, 8, Issue 10, 504 .590557; doi: 10.3390/antiox8100504. WOS: 5.0076E+11					
11.	Refractive Lens Exchange in Hyperopic Presbyopes with the Acrysof IQ Panoptix Intraocular Lens: One-Year Results and Analysis of the Literature.	Cristina Ariadna Nicula, Raluca Popescu, Anca Maria Rednik, Dorin Nicula, Adriana Elena Bulboaca, Ioana Stanescu	Prim autor		IF= 1.888	Q3	2020		Dove press, Ther Clin Risk Manag, 2020;16 1125–1137. DOI:10.2147/TCRM.S279065, WOS:000591671700001					<a href="https://doi.org/10.2147/TCRM.S279065">https://doi.org/10.2147/TCRM.S279065</a>
12.	Morphological and Functional Outcomes after Intravitreal Dexamethasone Injection for Macular Edema in Patients with Central Vein Occlusion at 48- week follow-Up.	Cristina Nicula, Dorin Nicula, Anca Rednik, Adriana Bulboaca, Ovidiu Crisan.	Prim autor		IF= 1.447	Q2	2020		Hindawi, Journal of Ophthalmology february 2020,2-7. https://doi.org/10.1155/2020/6830148 WOS: 000556135900001					<a href="https://doi.org/10.1155/2020/6830148">https://doi.org/10.1155/2020/6830148</a>
13.	Comparative Results of "Epi-Off" Conventional versus "Epi-Off" Accelerated Cross-Linking Procedure at 5-year	Cristina Ariadna Nicula, Dorin Nicula, Anca Maria Rednik, Adriana Elena	Prim autor		IF= 1.447	Q2	2020		J of Ophthalmology, Volume 2020   Article ID 4745101. WOS: 000559035100001					<a href="https://doi.org/10.1155/2020/4745101">https://doi.org/10.1155/2020/4745101</a>



	Follow-Up	Bulboacă.								
14.	Retinal fiber layer thickness and oxidative stress parameters in migraine patients without aura: a pilot study	Adriana Elena Bulboacă, Ioana Stănescu, Sorana Bolboacă, Angelo Bulboacă, Gyorgy Bodizs, <b>Cristina Ariadna Nicula.</b>	Ultimul autor	Antioxidants, 2020, 9(6):494, MDPI (10.3390/antiox9060494) WOS: 000551532200001	IF= 5.014	Q1	2020		<a href="https://doi.org/10.3390/antiox9060494">https://doi.org/10.3390/antiox9060494</a>	
15.	The morphological characteristics of the physically abused child. Report of a case and literature review	Monica Adriana Motorca, Camelia Liana Buhas, Simona Gabriela Bungau, Claudia Teodora Judea Pusta, <b>Cristina Ariadna Nicula*</b> , Marius Rus, Ana Maria Alexandra Stanescu, Alina Cristiana Venter, Camelia Cristina Diaconu, Paula	Autor cu contribuții egale	Rom J Morphol Embryol 2020, 61(1) WOS: 000559112300005	IF= 1.411	Q3	2020		<a href="https://pubmed.ncbi.nlm.nih.gov/32747920/">https://pubmed.ncbi.nlm.nih.gov/32747920/</a>	

	Marian		Ultimul autor		IF=2.38	Q2	2020	<a href="https://doi.org/10.7717/peerj.9721">https://doi.org/10.7717/peerj.9721</a>
16.	Sagheer Ahmed, Nadeem Altaf, Mahnoor Ejaz, Zaira Zulfiqar, Kholood Janjua, Dana Feștilă, <b>Cristina Nicula.</b>	Genetic variations in the drug metabolizing enzyme, CYP2E1, among various ethnic populations of Pakistan.	Ultimul autor	PeerJ, 2020, 1-12, DOI 10.7717/peerj.9721 1. WOS: 000560602800007	IF=2.38	Q2	2020	<a href="https://doi.org/10.7717/peerj.9721">https://doi.org/10.7717/peerj.9721</a>
17.	Babotă Mihai, Voștinaru Oliviu, Ramona Păltinean, Mihali Cosmin, Inês Maria Barros, Lillian Isabel Ferreira, Mocan Andrei, Crișan Ovidiu, <b>Nicula Cristina</b> *, Crișan Gianina.	Chemical Composition, Diuretic, and Antityrosinase Activity of Traditionally Used Romanian Cerasorum stipites.	Autor cu contribuții egale	Frontiers in Pharmacology 2021,12. 647947.10.3389/fphar.2021.647947	IF= 5.81,	Q1	2021	<a href="https://doi.org/10.3389/fphar.2021.647947">10.3389/fphar.2021.647947</a>
18.	<b>Cristina Ariadna Nicula</b> , Anca Maria Rednik, Ariadna Patricia Nicula, Adriana Elena Bulboaca, Dorin Nicula,	Comparative Results Between "Epi-Off" Accelerated and "Epi-Off" Standard Corneal Collagen Crosslinking-UVA in Progressive Keratoconus-7 Years of Follow-Up.	Prim autor	Dove press, Therapeutics and Clinical Risk Management, 2021:17 975-988. <a href="https://doi.org/10.2147/TC">https://doi.org/10.2147/TC</a>	IF=2.28	Q3	2021	<a href="https://doi.org/10.2147/TCRM.S321410">https://doi.org/10.2147/TCRM.S321410</a>


	Karin Ursula Horvath.			RM.5321410., WOS: 000696563800 002					
19.	In vitro and in vivo biological approach to validate folkloric claims of Trianthema triquetra Rottler and Wild.	Fatima Saqib, Mehwish Shaukat, Sana Javaid, Muhammad Riaz, Zahid Khan, Călin Cobelschi, Dana Feștilă, <b>Cristina Nicula.</b>	Ultimul autor	Bangladesh Journal of Botany, 2021, 50(1):21-28. DOI:10.3329/bj b.v50i1.52664., WOS: 000629004200 004	IF= 0.35	Q3	2021		<a href="https://doi.org/10.3329/bjb.v50i1.52664">https://doi.org/10.3329/bjb.v50i1.52664</a>
20.	One-year outcomes after small incision lenticule extraction ReLEX in the correction of myopia and myopic astigmatism.	<b>Cristina Ariadna Nicula</b> , Dorin Nicula, Sorana Bolboacă, Adriana Bulboacă.	Prim autor	<b>BMC Ophthalmology</b> , 2021, vol 21, Article number: 423 (2021) (Springer Nature), WOS= 000728896100 001	IF=2. 209	Q1	2021		<a href="https://doi.org/10.1186/s12886-021-02195-9">https://doi.org/10.1186/s12886-021-02195-9</a>
21.	Performances of corneal topography and tomography in the diagnosis of subclinical and clinical keratoconus.	<b>Cristina Ariadna Nicula</b> , Adriana Elena Bulboacă, Dorin Nicula, Ariadna Patricia Nicula, Karin Ursula	Prim autor	Frontiers in Medicine Section Ophthalmology, May 2022, 1-5. <a href="https://doi.org/10.3389/fmed.2022.10.3389">https://doi.org/10.3389/fmed.2022.10.3389</a>	IF= 4.59 2	Q1	2022		<a href="https://doi.org/10.3389/fmed.2022.10.3389">https://doi.org/10.3389/fmed.2022.10.3389</a>



					<a href="https://doi.org/10.1111/aos.12887">2022.904604,</a>					
	Horvath, Sorana D. Bolboacă									<a href="https://rime.ro/RJME/resources/files/500309491495.pdf">https://rime.ro/RJME/resources/files/500309491495.pdf</a>
22.	Multiple malignant tumours of the orbit.	Szabo B, Szabo I, Nicula C, Crişan D, Crivii C.	Co-autor	Rom J Morpho Embryo. 2009,50(3):491-495.	IF= 0.381	Q3	2009			
23.	Calcification of hydrophilic acrylic intraocular lens in eyes with silicone oil tamponade-an interventional case series report.	Cosmin Rosca, Mihnea Munteanu, Irina Tamasoi, Zarko Petrc, Nicolae Balica, Cristina Nicula, Octavian Cretu.	Co-autor	Acta Ophthalmologica ,2016,94(6): 635-7. doi:10.1111/aos12887.	IF= 3.06)	Q1	2016			<a href="https://doi.org/10.1111/aos.12887">https://doi.org/10.1111/aos.12887</a>
24.	Inflammatory biomarkers profile as microenvironmental expression in keratoconus.	C Ionescu, C G Corbu, CTanase, C Ionescu-Cuypers, C Nicula, Dăscălescu D, Cristea M, Voinea L.	Co-autor	Disease markers 2016, 2016,1243819, Dx.doi.org.10.1155/2016/1243819. (Q2, IF=0.867)	IF=0.867)	Q2	2016			<a href="https://doi.org/10.1155/2016/1243819">https://doi.org/10.1155/2016/1243819</a>
25.	Occult phacomorphic glaucoma- a new clinical entity.	Vasile Potop, Cristina Nicula, Dana Dăscălescu.	Co-autor	Merit Reseach Journal of Medicine and Medical Sciences 2017, 5(5),235-239. (ISSN:2354-323X).	IF= 1.286)	Q4	2017			<a href="https://meritresearchjournals.org/mms/content/2017/May/Potop%20et%20al.pdf">https://meritresearchjournals.org/mms/content/2017/May/Potop%20et%20al.pdf</a>



26.	Overexpression of Tear Inflammatory Cytokines as additional Findings in Keratoconus Patients and Their First-Degree Family Members	Ioana Cătălina Ionescu, Cătălina Gabriela Corbu, Cristiana Tanase, Gabriela Ioniță, <b>Cristina Nicula</b> , Valeria Coviltir, Vasile Potop, Mihaela Constantin, Elena Codrici, Simona Mihai, Ionela Daniela Popescu, Ana-Maria Enciu, Dana Dascalescu, Miruna Burcel, Radu Ciuvulica, Liliana-Mary Voinea	Co-autor	Hindawi, Mediators of Inflammation 2018, 2018, 4285268, doi.org/10.1155/2018/4285268, WOS: 000444879200001	IF= 4.71 1)	Q2	2018	<a href="https://doi.org/10.1155/2018/4285268">https://doi.org/10.1155/2018/4285268</a>
27.	Complications of cataract surgery in Wistar rats undergoing treatment with tamsulosin.	Raluca Maria Popescu, Ciprian Ober, Bogdan Sevastre, Marian Tulescu, Mihai Negru, Iulia Melega, Sidonia Bigdan, <b>Cristina Nicula</b> , Ioan Coman.	Co-autor	Spandidos, Experimental and Therapeutical Medicine, 2019, 17(1),137-146. doi.org/10.3892, WOS: 000454841500018(	IF= 1.44 8)	Q3	2019	<a href="https://doi.org/10.3892/etm.2018.6904">https://doi.org/10.3892/etm.2018.6904</a>



28.	The effect of liposomal epigallocatechingallat e and metoclopramide hydrochloride co-administration on experimental migraine.	Adriana Bolboaca, Cristina Nicula, Paul Mihai Boarescu, Ioana Stănescu, Gabriela Dogaru	Co-autor	Farmacia, 67(5):905-911, PRINTECH Publishing House, Bucharest, Romania (10.31925/farmacia.2019.5.23).	IF= 1.43 3)	Q1	2019	<a href="https://doi.org/10.31925/farmacia.2019.5.23">https://doi.org/10.31925/farmacia.2019.5.23</a>
29.	Protective Effects of Liposomal Curcumin on Oxidative Stress/Antioxidant Imbalance, Metalloproteinases 2 and -9, Histological Changes and Renal Function in Experimental Nephrotoxicity Induced by Gentamicin.	Adriana Elena Bulboacă, Alina Porfire, Sorana D. Bolboacă, Cristina Ariadna Nicula, Dana Gabriela Feștilă, Alexandra Roman, Ruxandra Mioara Răjnovceanu, Armand Răjnovceanu, Gabriela Dogaru, Paul-Mihai Boarescu, Vasile Rus, Corneliu Angelo Bulboacă, Alexandra Ina Bulboacă, Ioana	Co-autor	Antioxidants 2021, 10, 325. WOS= 000622059500001.	IF= 5.95 2),	Q1	2021	<a href="https://doi.org/10.3390/antiox10020325">https://doi.org/10.3390/antiox10020325</a>





	Stănescu									
30.	Interaction of local anesthetic procaine with phospholipid model membrane.	Aurora Mocanu, PJ Quinn, <b>Cristina Nicula</b> , Sorin Riga, Gheorghe Tomoaia, Ciprian-Alin Bardas, Maria Tomoaia Cotișel	Co-autor	Rev. Roum. Chim. 2021,66(10-11),855-869. DOI: 1033224/rch.2021.66.10-11.09. WOS:000813159300010	IF=0.410	Q4	2021	<a href="https://revroum.lew.ro/wp-content/uploads/2021/10/Art%2009.pdf">https://revroum.lew.ro/wp-content/uploads/2021/10/Art%2009.pdf</a>		
31.	Protective Effect of Liposomal Epigallocatechin-Gallate in Experimental Gentamicin-Induced Hepatotoxicity	Adriana Elena Bulboacă, Alina Porfire, Vasile Rus, <b>Cristina Ariadna Nicula</b> , Corneliu Angelo Bulboacă, Sorana D. Bolboacă	Co-autor	Antioxidants 2022, 11(2), 412. doi.org/10.3390/antiox11020412. WOS=000622059500001.	IF=5.952	Q1	2022	<a href="https://doi.org/10.3390/antiox11020412">https://doi.org/10.3390/antiox11020412</a>		
32.	Rare within rare. Necrotizing scleritis and peripheral ulcerative keratitis: eye-threatening complications of relapsing polychondritis".	L. Damian, C. Pamfil, C. Bucșa C, <b>C. Nicula</b> , L. Mouthon, Z. Amoura, M. Cutolo, G.R. Burmester, J.E. Fonseca, L. Grapini, L. Arnaud, S.	Co-autor	Clin Exp Rheumatol 2022; 40 (Suppl. 134): S86-S92. WOS:000799906400012	IF=4.473	Q2	2022	<a href="https://www.clinexp Rheumatol.org/article.asp?a=1">https://www.clinexp Rheumatol.org/article.asp?a=1</a> 8164		

	Rednic							
--	--------	--	--	--	--	--	--	--

<sup>1</sup> se va nota (prim autor, autor corespondent, ultim autor, autor cu contribuții egale, coautor)

<sup>2</sup> se va nota factorul de impact în anul apariției articolului

<sup>3</sup> se va nota anul apariției articolului

#### 5. Articole BDI in extenso de la ultima promovare

Nr. Crt.	Titlul	Autorii	Calitatea autorului <sup>1</sup>	Revista, volum, nr. pagini	Anul <sup>2</sup>	Link al lucrării
1.	Correction of refractive errors in children with contact lenses (Corectia viciilor de refracție la copii cu lentile de contact).	Nicula C, Blidaru M, Nicula D	Autor principal	Oftalmologia. 2004;48(4): 77-81.	2004	<a href="https://pubmed.ncbi.nlm.nih.gov/15782768/">https://pubmed.ncbi.nlm.nih.gov/15782768/</a>
2.	Explantation and replacement of intraocular lenses (Explantarea și înlocuirea cristalinelor artificiale).	Cristina Nicula, Nicula D, Blidaru M.	Autor principal	Oftalmologia. 2004;48(4), 82-86.	2004	<a href="https://pubmed.ncbi.nlm.nih.gov/15782769">https://pubmed.ncbi.nlm.nih.gov/15782769</a>
3.	Refractive surgery of the lens in severe myopia (Chirurgia refractivă a cristalinului în miopia severă).	Cristina Nicula, Nicula D, Blidaru M.	Autor principal	Oftalmologia. 2006;50(1): 94-98	2006	<a href="https://pubmed.ncbi.nlm.nih.gov/16773947/">https://pubmed.ncbi.nlm.nih.gov/16773947/</a>



4.	Choroidal melanoma associated with intracerebral meningioma (Melanom coroidian asociat cu meningiom intracerebral).	<b>Cristina Nicula, M Calugaru, Roșca G, Blidaru M.</b> Oftalmologia. 2006;50(3): 2006;50(3): 52-57.	Autor principal	Oftalmologia. 2006;50(3): 52-57	2006	<a href="https://pubmed.ncbi.nlm.nih.gov/17144507/">https://pubmed.ncbi.nlm.nih.gov/17144507/</a>
5.	Marinescu-Sjogren syndrome- case report (Sindrom Marinescu-Sjogren- prezentare caz).	<b>Nicula C, Stanilă L, Cristea A.</b> Oftalmologia. 2007;51(1): 35-39.	Autor principal	Oftalmologia. 2007;51(1): 35-39.	2007	<a href="https://pubmed.ncbi.nlm.nih.gov/17605269/">https://pubmed.ncbi.nlm.nih.gov/17605269/</a>
6.	Lyme disease- case presentation (Boala Lyme- prezentare caz).	<b>Nicula C, Stanilă L.</b> Oftalmologia. 2008;52(1): 54-58.	Autor principal	Oftalmologia. 2008;52(1): 54-58.	2008	<a href="https://www.unboundmedicine.com/medline/citation/18714491/abstract/%5BLyme_disease_case_report">https://www.unboundmedicine.com/medline/citation/18714491/abstract/%5BLyme_disease_case_report</a>
7.	Complicated recurrent herpetic keratitis in a young patient (Keratita herpetica recurenta complicata la un pacient tanar).	<b>Cristina Nicula, L. Bran.</b> Oftalmologia. 2010;54(1):53-57.	Autor principal	Oftalmologia. 2010;54(1):53-57.	2010	<a href="https://pubmed.ncbi.nlm.nih.gov/20540370/">https://pubmed.ncbi.nlm.nih.gov/20540370/</a>
8.	Corneal ulcer with hypopion in a patient with perforant keratoplasty (Ulcer cornean cu hipopion la un pacient cu	<b>Cristina Nicula, L. Bran.</b> Oftalmologia. 2010;54(2):75-78.	Autor principal	Oftalmologia. 2010;54(2):75-78.	2010	<a href="https://pubmed.ncbi.nlm.nih.gov/20827915/">https://pubmed.ncbi.nlm.nih.gov/20827915/</a>

	keratoplastie perforanta).							
9.	Intraoperative floppy iris syndrome-a prospective study. (Sindromul de flacciditate iriană intraoperatorie-studiu prospectiv).	Nicula C, Nicula D, Popescu R.	Autor principal	Oftalmologia, 2013, 57(2), 38-44.	2013	<a href="https://pubmed.ncbi.nlm.nih.gov/24386791/">https://pubmed.ncbi.nlm.nih.gov/24386791/</a>		
10.	Choroidal malignant melanoma.	Cristina Nicula, Mihai Blidaru, Raluca Popescu, Aniela Saplontai Pop. Indian Journal of Applied Research, vol 2, issue 10, oct. 2013.	Autor principal	Indian Journal of Applied Research, vol 2, (10) oct. 2013, 135-138.	2013	<a href="https://www.worldwidejournals.com/paripex/recent_issues_pdf/2013/October/choroidal-malignant-melanoma_October_2013_4061921001_2703998.pdf">https://www.worldwidejournals.com/paripex/recent_issues_pdf/2013/October/choroidal-malignant-melanoma_October_2013_4061921001_2703998.pdf</a>		
11.	Bilateral anterior uveo-papillitis, suspicious of Lyme disease (uveo-papilita anterioara bilaterala-	Nicula C, Nicula D, Rusu I, Popescu R. Oftalmologia, 2013,	Autor principal	Oftalmologia, 2013, 57(2), 23-31.	2013	<a href="https://pubmed.ncbi.nlm.nih.gov/24386789/">https://pubmed.ncbi.nlm.nih.gov/24386789/</a>		



	57(2), 23-31.							
	suspiciune de boala Lyme).							
12.	Functional Results in Refractive Clear Lens Extraction with Implantation of Multifocal Restor +3D Intraocular Lens at Hyperopic and Presbyopic Patients.	Cristina Nicula, D Nicula, R Pop, Cătălina Corbu, Mărioara Moldovan.	Autor principal	Indian Journal of Applied Research, vol 4, issue 1, Jan 2014, 30-32.	2014			<a href="https://www.worldwidejournals.com/indian-journal-of-applied-research-(IJAR)/recent-issues_pdf/2014/January/January_2014_1388584655_ee78c_108.pdf">https://www.worldwidejournals.com/indian-journal-of-applied-research-(IJAR)/recent-issues_pdf/2014/January/January_2014_1388584655_ee78c_108.pdf</a>
13.	Corneal collagen cross-linking procedures.	Cristina Nicula, Dorin Nicula, Radu Nicolae Pop, Rosca Cosmin.	Autor principal	New Frontiers in Ophthalmology, 2016, 2(6), 205-211.	2016			<a href="https://oatext.com/pdf/NFO-2-146.pdf">https://oatext.com/pdf/NFO-2-146.pdf</a>
14.	Vogt-Koyanagi-Harada syndrome. Case report.	Cristina Nicula, Izabela Szabo.	Autor principal	Romanian Journal of Ophthalmology, 2016, 60(3), 181-183.	2016			<a href="https://www.ncbi.nlm.nih.gov/pmc/articles/PMC5720132/">https://www.ncbi.nlm.nih.gov/pmc/articles/PMC5720132/</a>
15.	Complicated corneal ulcer - case report.	Cristina Nicula, Izabela Szabo.	Autor principal	Romanian Journal of ophthalmology. 2016, 60(4): 260-263. ISSN 2457-4325	2016			<a href="https://www.ncbi.nlm.nih.gov/pmc/articles/PMC5711291/">https://www.ncbi.nlm.nih.gov/pmc/articles/PMC5711291/</a>



16.	Our experience in ocular biometry in congenital and infantile cataract.	<b>Cristina Nicula, D Nicula, R Pop, Andrea Nagy.</b>	Autor principal	New Frontiers in Ophthalmology. 2016. 2(5). 169-173. ISSN 2397—2092	2016	<a href="https://oatext.com/pdf/NFO-2-140.pdf">https://oatext.com/pdf/NFO-2-140.pdf</a>
17.	Comparative results in a combined procedure of intrastromal corneal rings implantation and cross-linking in patients with keratoconus; a retrospective study.	<b>Cristina Nicula, R Pop, D Nicula. Ophthalmology and Therapy, 2017, 6 (2): 313-321.</b>	Autor principal	Ophthalmology and Therapy, 2017, 6 (2): 313-321.	2017	<a href="https://www.ncbi.nlm.nih.gov/pmc/articles/PMC5693829/">https://www.ncbi.nlm.nih.gov/pmc/articles/PMC5693829/</a>
18.	Stem cells treatment in the ocular surface regeneration	<b>Nicula C, Szabo I, Ivan O.</b>	Autor principal	Rom J Ophthalmol. 2017 Oct-Dec; 61(4): 239–243.	2017	<a href="https://www.ncbi.nlm.nih.gov/pmc/articles/PMC5827138/">https://www.ncbi.nlm.nih.gov/pmc/articles/PMC5827138/</a>
19.	Non-surgical correction of diplopia after stroke-a strong impact factor on quality of life-minireview.	<b>Nicula Cristina Ariadna, Nicula Dorin, Bulboacă Adriana Elena.</b>	Autor principal	BalneoResearch Journal,2019;10(4):489–494. DOI 10.12680/balneo.2019.286	2019	<a href="http://dx.doi.org/10.12680/balneo.2019.286">http://dx.doi.org/10.12680/balneo.2019.286</a>



20.	Pseudotumor cerebri-Case report	Nicula Cristina Ariadna, Suciu Corina, Bulboacă Adriana Elena Bulboacă.	Autor principal	Balneo Research Journal 2020;11(1):50-54. <u>DOI</u> <u>10.12680/balneo.2020.315</u>	2020	<u>http://dx.doi.org/10.12680/balneo.2020.315</u>
21.	An uncommon association of dry eye syndrome with relapsing polychondritis and necrotizing scleritis.	Nicula Cristina Ariadna, Suciu Corina, Bojan Anca, Damian Laura, Bulboacă Adriana Elena-	Autor principal	Balneo Research Journal. 2020;11(2):204-209. <u>DOI</u> <u>10.12680/balneo.2020.341</u>	2020	<u>http://dx.doi.org/10.12680/balneo.2020.341</u>
22.	The impact of the dry eye syndrome on the quality of life in elderly patients- minireview.	Nicula Cristina, Nicula Dorin, Dogaru Gabriela, Bulboacă Adriana Elena.	Autor principal	Balneo Research Journal. 2020;11(2):196-203. <u>DOI</u> <u>10.12680/balneo.2020.340</u>	2020	<u>http://dx.doi.org/10.12680/balneo.2020.340</u>



23.	Tear biomarkers in neurodegenerative diseases.	Stanescu Ioana, Bulboacă Adriana, Dogaru Gabriela, Nicula Cristina.	Ultimul autor	Balneo Research Journal. 2020;11(2):191-195. DOI <a href="https://doi.org/10.12680/balneo.2020.339">10.12680/balneo.2020.339</a>	2020	<a href="http://dx.doi.org/10.12680/balneo.2020.339">http://dx.doi.org/10.12680/balneo.2020.339</a>
24.	A Possible Associated Risk Factor - Angiotensin-Converting Enzyme Inhibitors along with Systemic Administration of Alpha-1 Antagonists for IFIS Syndrome in Patients with Benign Prostatic Hyperplasia Undergoing Cataract Surgery. EC	Cristina Ariadna Nicula, Anca Maria Rednik, Dorin Nicula and Adriana Elena Bulboacă.	Autor principal	EC Ophthalmology, 2020, 11(12): 57-66.	2020	<a href="https://eiconicon.org/ecop_volume11_issue12">https://eiconicon.org/ecop_volume11_issue12</a> <a href="https://eiconicon.org/assets/ecop/pdf/ECOP-11-00720.pdf">https://eiconicon.org/assets/ecop/pdf/ECOP-11-00720.pdf</a>
25.	Results in keratoconus correction with Kerasoft 3 Contact lenses.	Nicula Cristina, Nicula Dorin, Suci Corina.	Autor principal	Romanian Journal of Ophthalmology, 64, (2), April-June 2020:122-127.	2020	<a href="https://pubmed.ncbi.nlm.nih.gov/32685777/">https://pubmed.ncbi.nlm.nih.gov/32685777/</a>





26.	Long term visual outcomes in cataract surgery with bilateral implantation of the Extended Depth of Focus Intraocular Lens – Mini Well Ready type.	<b>Cristina Ariadna Nicula,</b> Anca Maria Rednik, Ariadna Patricia Nicula, Adriana Elena Bulboacă Dorin Nicula, Karin Ursula Horvath.	Autor principal	Rom J of Ophthalmology, Vol 66, (4), 2022,317-325. DOI:10.22336/rjo.2022.58	2022	<a href="https://rjo.ro/wp-content/uploads/2022/12/7.Cristina-Ariadna-Nicula_RJO_2022.pdf">https://rjo.ro/wp-content/uploads/2022/12/7.Cristina-Ariadna-Nicula_RJO_2022.pdf</a>
27.	Myopia correction with Excimer Carl Zeiss Meditec MEL 70 laser-Lasik technique. (Corecția miopiei cu Laser-ul Excimer Carl Zeiss Meditec MEL 70 – tehnica Lasik).	T Tomi, <b>Cristina Nicula.</b>	Co-autor	Oftalmologia. 2006;50(4):43-46.	2006	<a href="https://pubmed.ncbi.nlm.nih.gov/17345802/">https://pubmed.ncbi.nlm.nih.gov/17345802/</a>



28.	Enophthalmos in an orbital tumor(enoftalmi a asociata unei formatiuni tumorale intraorbitale- prezentare de caz).	Szabo B, Szabo I, Nicula C, Popescu L.A.	Co-autor	Oftalmologia, 2013, 57(1), 9-11.	2013	<a href="https://pubmed.ncbi.nlm.nih.gov/24027962/">https://pubmed.ncbi.nlm.nih.gov/24027962/</a>
29.	Intraoperative floppy iris syndrome caused by alfa 1-blockers treatment in benign prostatic hyperplasia.	RM Popescu, C Ober, B Sevastre, C Nicula, I Coman. Human and Veterinary Medicine, 2018, 10(4) :169-174.	Co-autor	Human and Veterinary Medicine, 2018, 10(4):169-174.	2018	<a href="http://www.hvm.bioflux.com.ro/docs/2018.169-174.pdf">http://www.hvm.bioflux.com.ro/docs/2018.169-174.pdf</a>
30.	Post-stroke visual rehabilitation - the impact on life quality of the stroke survival patients - a brief review.	Adriana Bulboaca, Angelo Bulboaca, Ioana Stanescu, Mihai Blidaru, Alexandra Ina Bulboaca, Cristina Nicula,	Co-autor	Balneo Research Journal. 2019;10(1):17-23. DOI: <a href="https://doi.org/10.12680/balneo.2019.233">10.12680/balneo.2019.233</a>	2019	<a href="http://dx.doi.org/10.12680/balneo.2019.233">http://dx.doi.org/10.12680/balneo.2019.233</a>

## Lista cărților publicate

### Cărți și capitole în edituri internaționale de prestigiu

Nr. crt.	TITLUL lucrării / capitolului/	Calitatea	Carte/capitol	Nr. pag.	Editura	Localitatea	Anul

### Cărți și capitole în edituri internaționale + românești

Nr. crt.	TITLUL lucrării / capitolului/	Calitatea	Carte/capitol	Nr. pag.	Editura	Localitatea	Anul
1.	Cristina Nicula- cap: Cataracta la copil	sub redactia Marieta Dumitrache	Tratat de Chirurgie/	185-195 (10pg)	Ed. Academiei Române, ISBN 978-973-27-2309-8.	București,	2013

### Cărți și capitole edituri de top din România

Nr. crt.	TITLUL	Calitatea	Carte/capitol	Nr. pag.	editura	Localitatea	Anul
1.	Cristina Nicula- chapter: Aș prefera chirurgia cataractei și endofotocoagulare	sub redactia Dorin Chiseliță,	Actualități și controverse în glaucom”, sub redactia Dorin Chiseliță,	239-251 (12)	Ed.Gr.T. Popa, UMF	Iași,	2014
2.	Cristina Nicula – chapter: Glaucoame secundare cu unghi închis prin tracțiune	/ sub redactia Dorin Chiseliță,	Tratat de glaucoma/ sub redactia Dorin Chiseliță,	121-139 (18)	Ed.Gr.T. Popa, UMF	Iași,	2015
3.	Cristina Nicula–cap: Glaucomul uveitic	sub redactia Dorin Chiseliță,	Provocări în diagnosticul și tratamentul glaucomului/ sub redactia Dorin Chiseliță, ISBN978-606-544-401-0	173-192 (19)	Ed.Gr.T. Popa, UMF	Iași,	2016
4.	Cristina Nicula- chapter:Tratamentul	/ sub redactia Marieta Dumitrache	Tratamentul laser în boli oculare/ sub	175-183 (8pg)	Ed. Academiei Române	București,	2021



	laser Yag –Neodinium în opacifierea capsulei posterioare,		redactia Marieta Dumitrache		ISBN 978-973-27-3392-9.		
5.	<b>Cristina Nicula,</b> Patricia Nicula- chapter: Tratamentul laser în boala glaucomatoasă	/ sub redactia Marieta Dumitrache	Tratamentul laser în boli oculare/ sub redactia Marieta Dumitrache	183-195 (8pg)	Ed. Academie i Române ISBN 978-973-27-3392-9.	București,	2021
6.	<b>Cristina Nicula,</b> Ariadna Patricia Nicula-chapter “Lentile de contact” in Compendium of Ophthalmological pathology. Second Edition in Marieta Dumitrache. Ed. Academiei Române, București, 2022. ISBN 978-973-27-3591-6.	sub redactia Marieta Dumitrache	Compendiu de patologie oftalmologică/ sub redactia Marieta Dumitrache		Ed. Academie i Române ISBN 978-973-27-3591-6.	București,	2022
7.	<b>Cristina Nicula, D</b> Nicula-cap Orbita, 7.1,7.2,7.3 in Wills Eye Practical Ophthalmology.	sub redactia Calin Tataru	Diagnosticul și tratamentul afecțiunilor oculare./ sub redactia Calin Tataru	154-162. (6pg)	Ed Wolters Kluwer Prior ISBN 978-1-9751-6075-3	București	2022

Cărți și capitole alte edituri cu ISBN

Nr. crt.	TITLUL	Calitatea	Carte/capitol	nr. pag.	editura	Localitatea	Anul
1.	<b>Cristina Ariadna Nicula,</b> Dorin Nicula, Anca Maria Rednik and Adriana Elena Bulboacă- cap: Conventional and accelerated “epi-off” Corneal crosslinking-UVA procedure in the treatment of	Sub redactia Ramash Gurunathan	Sub redactia Ramash Gurunathan/ Current Topics in Medicine and Medical Research, vol 12	) 120-129 (9pg)	Ed. Book Publisher International ISBN 978-93-90516-25-4	India	2021



	progressive keratoconus.						

Carti sau cursuri publicate cu destinatie universitara:

Nr. crt.	TITLUL lucrării / capitolului/ nr. pag.	sub redacția: / titlul	editura	Localitatea	Anul	Nr. pag
1.	Cristina Nicula -cap- Orbita/8	Sub redacția :Rodica Pop-/ Oftalmologie	Ed. Casa Cărții de Știință  ISBN 973- 9204-13-9.	Cluj-Napoca	1995	71-79 (8pg)
2.	Cristina Nicula -cap-Cristalinul /9	Sub redacția: Rodica Pop-/ Oftalmologie	Ed. Casa Cărții de Știință ISBN 973- 9204-	Cluj-Napoca	1995	165-174 (9pg)
3.	Cristina Vlăduțiu, <b>Cristina Nicula</b> -cap- Tulburările de vedere /14	Sub redacția: Nicolae Miu./ Tratat de Medicină a adolescentului	Ed. Casa Cărții de Știință ISBN 973- 9404-69-3.	Cluj-Napoca	1999	406-420 (14pg)
4.	Cristina Nicula- cap.Refracția oculară /7	Sub redacția: Călugăru M. /Oftalmologie.	Fundatia Academica Civica ISBN 973- 8198-47-X.	Cluj-Napoca	2002	18-26. (7 pg)
5.	Cristina Nicula cap.Orbita/ 9	Sub redacția: Călugăru M. /Oftalmologie	Fundatia Academica Civica ISBN 973- 8198-47-X.	Cluj-Napoca	2002	41-52 (9 pg)
6.	Cristina Nicula. Cap.Cristalin /8	Sub redacția: Călugăru M. /Oftalmologie	Fundatia Academica Civica ISBN 973- 8198-47-X.	Cluj-Napoca	2002	113-121 (8pg)



Nr. crt.	TITLUL lucrării / capitolului/ nr. pag.	sub redactia: / titlul	editura	Localitatea	Anul	Nr. pag
1.	Cristina Nicula- cap: Orbita/4	Sub redacția: Cristina Vlăduțiu. / Oftalmologie	Ed. Mega ISBN 978-606-543-050-1	Cluj-Napoca	2009	57-61 (4pg)
2.	Cristina Nicula- cap: Refracția oculară /10	Sub redacția: Cristina Vlăduțiu/ Oftalmologie	Ed. Mega ISBN 978-606-543-050-1	Cluj-Napoca	2009	33-43 (10pg)
3.	Cristina Nicula- cap: Cristalinul /6	Sub redacția: Cristina Vlăduțiu/ Oftalmologie	Ed. Mega ISBN 978-606-543-050-1	Cluj-Napoca	2009	109-115. (6pg)
4.	<b>Cristina Nicula, Simona Nicoară</b> -cap: Patologia orbitei /3	Sub redacția: Simona Nicoară/Oftalmologie	Ed. UMF Cluj ISBN 978-973-693-981-5.	Cluj-Napoca	2020	57-60 (3pg)
5.	<b>Cristina Nicula, Simona Nicoară</b> -cap: Patologia cristalinului/4	Sub redacția: Simona Nicoară/Oftalmologie	Ed. UMF Cluj ISBN 978-973-693-981-5.	Cluj-Napoca	2020	113-117 (4pg)

Carti sau cursuri publicate cu destinație postuniversitara:

Nr. crt.	TITLUL lucrării / capitolului/ nr. pag.	sub redactia: / titlul	Editura	Localitatea	Anul	Nr. pag
1.	Cristina Nicula- cap. Orbita/36	Sub redacția: Cernea P/ Tratat de Oftalmologie	Ed. Medicală	București	1997	881-925 (36pg)
2.	Cristina Nicula- cap. Orbita /36	Sub redacția: Cernea P/ Tratat de Oftalmologie, 2 <sup>nd</sup> edition	Ed. Medicală, 2 <sup>nd</sup> edition, ISBN 973-39-0313-2.	București	2002	881-925 (36pg)

Nr. crt.	TITLUL lucrării / capitolului/ nr. pag.	sub redactia: / titlul	Editura	Localitatea	Anul	Nr. pag
----------	---	------------------------	---------	-------------	------	---------



1.	Cristina Nicula- cap: Refracția ocular/34	Sub redacția: Marieta Dumitrache/ Oftalmologia clinică	Ed. Universitară Carol Davila, ISBN 978- 973-708-317- 3	București	2008	1-35 (34pg)
2.	Cristina Nicula- cap: Cristalinul/32	Sub redacția: Marieta Dumitrache/ Oftalmologia clinică	Ed. Universitară Carol Davila, ISBN 978- 973-708-317- 3	București	2008	219- 251 (32pg)
3.	Cristina Nicula- cap: Cataractele traumatice /16	Sub redacția: Marieta Dumitrache, Magdalena Anițescu, Alina Ciocâlțeu,/ Traumatisme oculare	Ed. Universitară Carol Davila, ISBN 978- 973-708-403- 3	București	2009	227- 243 (16pg)
4.	Cristina Nicula- cap: Patologia cristalinului la copil 926)	Sub redacția: Marieta Dumitrache/ Oftalmologie pediatrică	Ed. Universitară Carol Davila, București, 2010, 429- 455.	București	2010	429- 455. (26pg)
5.	Cristina Nicula- cap: Tulburări de refracție și corecția ametropiei la copii /10	Sub redacția: Marieta Dumitrache/ Oftalmologie pediatrică	Ed. Universitară Carol Davila,	București	2010	30-40 (10 pg)
6.	Cristina Nicula- cap:- Complicațiile lentilelor de contact /12	Sub redacția Marieta Dumitrache, Magdalena Anițescu, Alina Ciocâlțeu,/ Urgențe oculare netraumatice,	Ed. Universitară Carol Davila	București	2010	179- 191 (12pg)
7.	Cristina Nicula-cap: Oftalmoscopie directă /20	Sub redacția: Marieta Dumitrache/ Explorări și investigații în Oftalmologie,	Ed. Universitară Carol Davila ISBN 978- 973-708-526- 9.	București	2011	227- 247 (20pg)
8.	Cristina Nicula-cap: Examenul la lumina zilei /16	Sub redacția: Marieta Dumitrache/ Explorări și investigații în Oftalmologie,	Ed. Universitară Carol Davila ISBN 978- 973-708-526- 9.	București	2011	14-31 (16pg)



9.	<b>Cristina Nicula</b> - cap: Refracția oculară /38	Sub redacția: Marieta Dumitrache/ Explorări și investigații în Oftalmologie,	Ed. Universitară Carol Davila ISBN 978-973-708-526-9.	București	2011	35-73 (38pg)
10.	<b>Cristina Nicula, Florian Baltă</b> - cap: Oftalmoscopie indirectă/8	Sub redacția: Marieta Dumitrache/ Explorări și investigații în Oftalmologie,	Ed. Universitară Carol Davila ISBN 978-973-708-526-9.	București	2011	247-255 (8pg)
11.	Cristina Nicula- cap: Corecția optică a viciilor de refracție în Tratatul de Oftalmologie/18	Sub redacția: Marieta Dumitrache/ Tratatul de Oftalmologie, vol1	Ed. Universitară Carol Davila ISBN 978-973-708-610-5/978-973-708-611-2.	București	2012	119-137(18 )
12.	Cristina Nicula- cap:Patologia cristalinului /48	Sub redacția: Marieta Dumitrache/ Tratatul de Oftalmologie, vol 2	Ed. Universitară Carol Davila ISBN 978-973-708-610-5/978-973-708-612-9.	București	2012	729-777 (48)
13.	Cristina Nicula-cap: Cataractele traumatice	Sub redacția: Marieta Dumitrache/ Tratatul de Oftalmologie, vol 3	Ed. Universitară Carol Davila ISBN 978-973-708-610-5/978-973-708-613-6.	București	2012	1523-1533 (10pg)
14.	Cristina Nicula –cap Tratamentul chirurgical al cataractei /50	Sub redacția: Marieta Dumitrache/ Tratamentul chirurgical al cataractei Tratamentul chirurgical și Tratamentul Laser în boli oculare	Ed. Universitară Carol Davila, București ISBN 978-973-708-741-6	București	2014	211-261 (50pg)
15.	Cristina Nicula – cap: Patologia cristalinului /22	Sub redacția: Marieta Dumitrache/ Compendiu de patologie Oftalmologică	Ed. Medicală, ISBN 978-973-39-0795-4.	București	2015	271-293. (22pg)
16.	<b>C Nicula, D Nicula, M Băcilă,</b>	Sub redacția Mihnea	Monduzzi	Timișoara	2015	171-



	C Roșca. Long term results in patients with primary open angle glaucoma and Ex-Press Device implantation/8.	Munteanu/ Actualities in Diagnosis and Treatment in Ophthalmology	Editoriale Proceeding s ISBN 978-88-6521-082-6.			179 (8pg)
17.	C Roșca, M Munteanu, Cristina Nicula, O Boruga, O Mazilu. The safety of phacoemulsification surgery with modern phaco technology. /8	Sub redacția Mihnea Munteanu/ Actualities in Diagnosis and Treatment in Ophthalmology	Monduzzi Editoriale Proceeding s ISBN 978-88-6521-082-6.	Timișoara	2015	209-217 (8pg)
18.	<b>Cristina Nicula</b> , Patricia Nicula – cap: Patologia de urgență a cristalinului/14	Sub redacția: Marieta Dumitrache/ Boli oculare de urgență”	Ed. Medicală ISBN 978-973-39-0813-5.	București,	2016	237-251. (14)
19.	<b>Cristina Nicula</b> , Patricia Nicula – cap: Complicațiile lentilelor de contact/8	Sub redacția: Marieta Dumitrache/ Boli oculare de urgență”	Ed. Medicală ISBN 978-973-39-0813-5.	București,	2016	367-375 (8pg)
20.	<b>Cristina Nicula</b> , Patricia Nicula – chapter: Corectia cu lentile de contact silicon hidrogel a viciilor de refracție la copil/10	Sub redacția: Marieta Dumitrache/ Boli oculare la copii	Ed. Medicală ISBN 978-973-39-0833-3.	București,	2017	111-121 (10pg)
21.	<b>Cristina Nicula</b> , Patricia Nicula – cap: Cataracta la copil	Sub redacția: Marieta Dumitrache/ Boli oculare la copii	Ed. Medicală ISBN 978-973-39-0833-3.	București	2017	387-403. (16pg)
22.	Cristina Nicula, cap: “Medicamente ce acționează asupra trabeculului”.	Ghid de gonioscopie	Ed. Media Med Publicis,	București	2017	111-123 (12pg)
23.	<b>Cristina Nicula</b> , Patricia Nicula – cap: Degenerescențele corneene legate de vârstă/22	Sub redacția: Marieta Dumitrache /Boli oculare la persoanele în vârstă”,	Ed. Calisto, ISBN 978-606-8043-34-0	București	2018	127-149 (22pg)
24.	<b>Cristina Nicula</b> , Patricia Nicula – cap:” Sindromul de ochi uscat la persoanele în vârstă” /18	Sub redacția: Marieta Dumitrache /Boli oculare la persoanele în vârstă”,	Ed. Calisto, ISBN 978-606-8043-34-0	București	2018	55-73 (18pg)
25.	Cristina Nicula-cap Proceduri	Pașii corecți pentru o	Ed. Media Med	București	2018	127-

	chirurgicale concomitente- cataractă și glaucom /14	trabeculectomie reușită”,	Publicis ISBN 978-606- 8463-53-7.			141 (14pg)
26.	<b>Cristina Nicula</b> , Patricia Nicula– chapter: Managementul în afecțiuni palpebrale/22	Sub redacția: Marieta Dumitrache/ Managementul in Bolile oculare”	Ed. Medicală, ISBN978-973- 39-0869-2.	București	2019	238- 260 (22pg)
27.	<b>Cristina Nicula</b> , Patricia Nicula– cap: Chirurgia refractivă a corneei/25	Sub redacția: Marieta Dumitrache/ Managementul in Bolile oculare”	Ed. Medicală, ISBN978-973- 39-0869-2.	București	2019	390- 415 (25pg)
28.	Cristina Nicula- cap: Compendiu de Boli Rare cu afectare oculară /21	Sub redacția-Sinziana Istrate, Florin Balta, Alina Popa Cherecheanu/ Compendiu de Boli Rare cu afectare oculară,	Ed. Media Med Publicis ISBN 978-606- 8463-69-8.	București	2020	16, 20, 28, 29, 32, 42, 45, 63, 64, 67, 68, 69, 70,71, 79,82,8 3,84,90 ,93,94 (21)
29.	<b>Cristina Nicula</b> - cap: Terapia cross-linking în keratoconusul progresiv/20	Sub redacția D. Costin/ Curs Oftalmologie clinică, vol 4	Ed. PIM ISBN 978-606- 13-4577-9.	Iași,	2021	48-68 (20pg)

**IMPORTANT :**

**A. Cauze de invalidare a unei carti publicate:**

Date incomplete de identificare

**B. Modalitatea de prezentare a activitatii stiintifice :**

1. Numerotarea lucrarilor se va face în ordinea progresiva a zilei, lunii si a anului publicarii.
2. Pentru fiecare decada se organizeaza un tabel separat.

**C. Amânarea avizării dosarului, de către comisia de avizare, până la lamurirea situației candidatului:**  
Suspiciunea de plagiat daca exista documente prin care se atesta ca Oficiul Român pentru Drepturi de Autor a fost sesizat privind plagiatul al carui autor candideaza pentru un post universitar.

**D. Excluderea din concurs**

